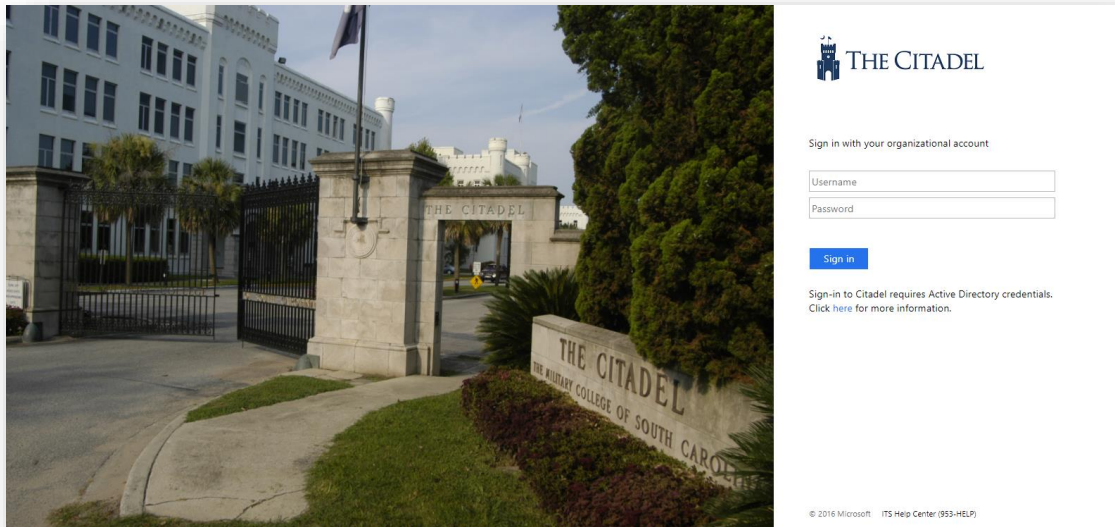




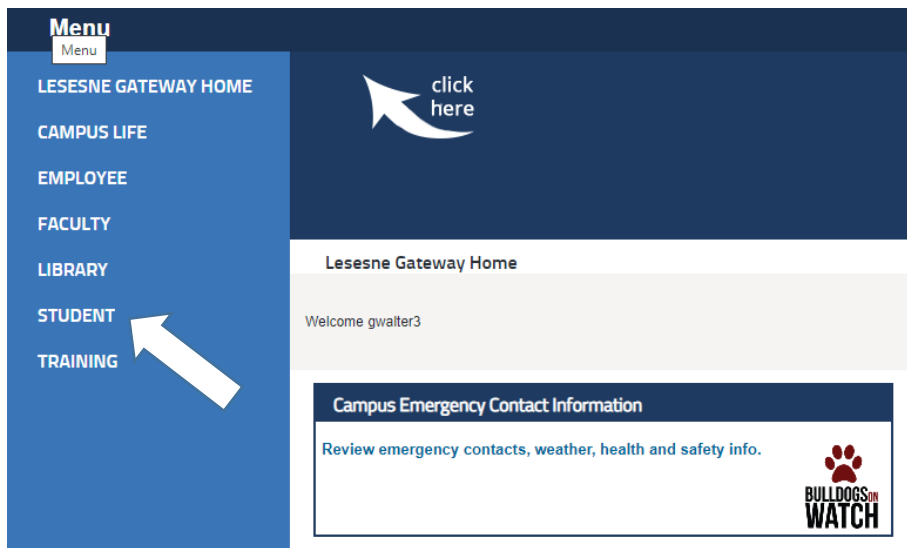
Viewing your Hold Status on Lesesne Gateway

1. Go to <https://lesesnegateway.citadel.edu/cp/home/displaylogin>
2. Log in to the Lesesne Gateway portal using your username and password.

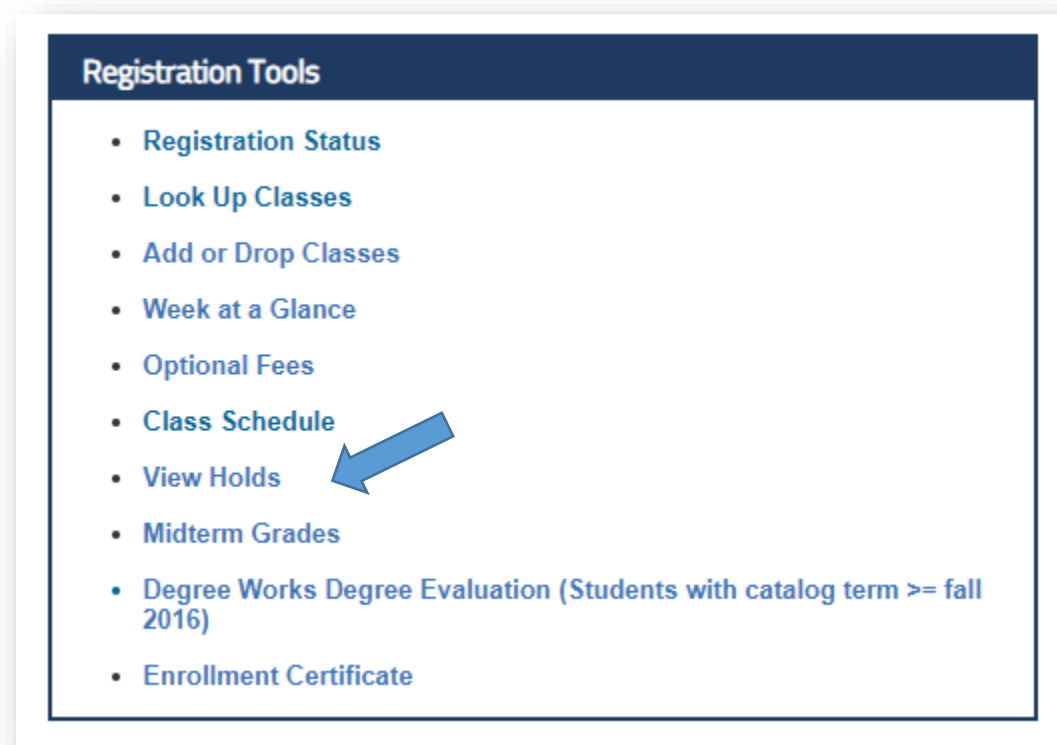
This information was provided at the time of your acceptance.



3. Click on “Student” tab



4. Under “Registration Tools”, click “View Holds”



5. If you have holds on your record, these will be displayed.

- a. Look under “Processes Affected” to see if you will be prevented from registering and/or ordering transcripts

View Holds

Please note that some holds are sensitive and may not display on this page.

Administrative Holds

Hold Type	From Date	To Date	Amount	Reason	Originator	Processes Affected
Academic Advising	Jun 03, 2014	Dec 31, 2099		Contact Advisor		Registration
Treasurer Hold	Mar 06, 2014	Dec 31, 2099		OB 201410		Registration Transcripts

- 6. If you have questions regarding your holds, please contact the department indicated under “Hold Type”
 - a. Treasurer’s Office – 843.953.5254
 - b. Academic Advising – contact your advisor