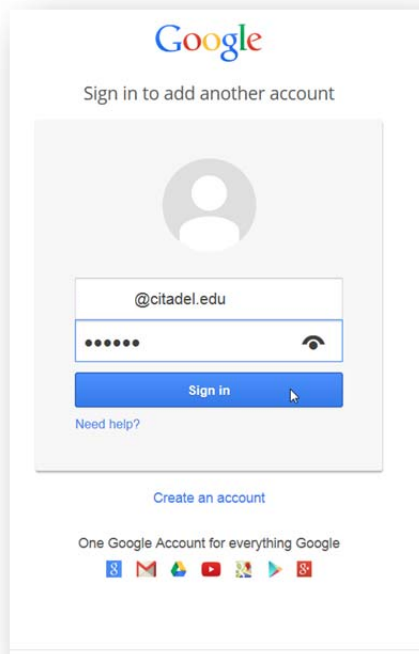


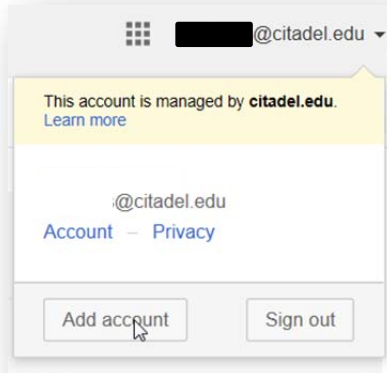
Linking Gmail Accounts

You may also tie your Citadel WebMail account to an existing gmail account. This will allow you to toggle back and forth between the existing accounts. You may also choose to forward this email to an account you regularly use (i.e. POP).

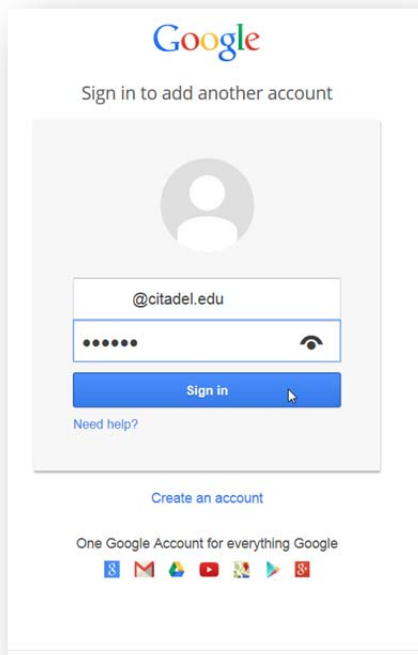
1. Go to www.gmail.com
2. Enter your Lesesne Username (provided in your acceptance packet) and “@citadel.edu”. The first time you log in, your Password will be “Pass” and your 6-digit birthdate. (Ex: If your birthdate is January 1, 1985, your password will be “Pass01011985” – be sure the P is capitalized)



3. Click on the drop-down arrow next to your email address in the top right-hand corner and click **"Add account"**



4. Enter your login information for your existing account and click **"Sign in"**



5. This will pull up your existing email and you will now be able to toggle between the two accounts. Click the drop-down arrow on next to your email account to do this.

