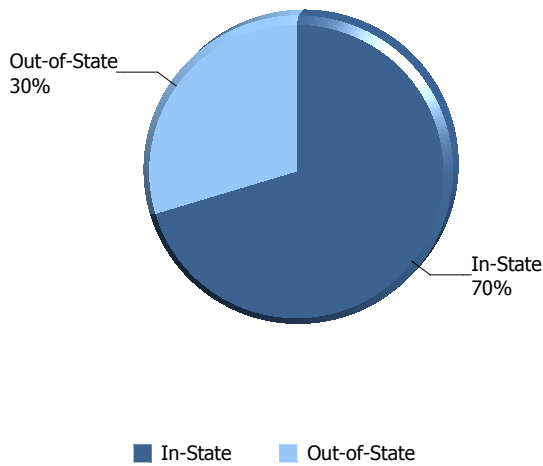


The Citadel: Enrollment by Residency



Residency	In-State	Out-of-State	Total
Active Duty Students	27		27
Cadets	290	136	426
College Transfer Program Students	166	33	199
CSI Students	81	112	193
Fifth Year Day Students	14	5	19
Freshman Athletes	6	17	23
Graduate Students	551	181	732
Off Campus Students Enrolled in Citadel Courses	5	4	9
Transient Students	5	7	12
Veteran Students (Day)	30		30
Total of Residency	1175	495	1670

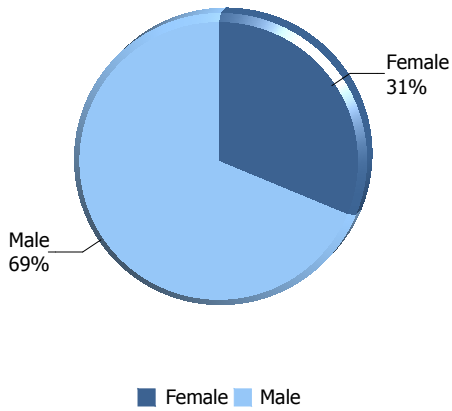
CHE Residency Classification for Fee Purposes			
Active Duty Students	In-State	Resident Exception: Military Personnel and their Dependents	13
		SC Resident	14
	Total		27
Cadets	In-State	Resident Exception: Covered Individuals Receiving Veterans GI Bill Chapter 30 and 33 Education Benefits	15
		Resident Exception: Faculty and Administration Employees and their Dependents	1
		Resident Exception: Full-time Employee and their Dependents	3
		Resident Exception: Military Personnel and their Dependents	3
		Resident Exception: Retired Persons and their Dependents	1
		Resident Exception: Scholarships Approved by Boards of Trustees	18
		SC Resident	249
	Out-of-State	Non SC Resident	136
Total		426	
College Transfer Program Students	In-State	Resident Exception: Covered Individuals Receiving Veterans GI Bill Chapter 30 and 33 Education Benefits	11
		Resident Exception: Full-time Employee and their Dependents	1
		SC Resident	154
	Out-of-State	Non SC Resident	33
	Total		199
CSI Students	In-State	SC Resident	81
	Out-of-State	Non SC Resident	112
	Total		193
Fifth Year Day Students	In-State	Resident Exception: Full-time Employee and their Dependents	1
		SC Resident	13
	Out-of-State	Non SC Resident	5
	Total		19
Freshman Athletes	In-State	SC Resident	6

The Citadel: Enrollment by Residency

Freshman Athletes	Out-of-State	Non SC Resident	17
	Total		23
Graduate Students	In-State	Resident Exception: Covered Individuals Receiving Veterans GI Bill Chapter 30 and 33 Education Benefits	26
		Resident Exception: Full-time Employee and their Dependents	2
		Resident Exception: Military Personnel and their Dependents	3
		Resident Exception: Retired Persons and their Dependents	1
		Resident Exception: Scholarships Approved by Boards of Trustees	6
		SC Resident	513
	Out-of-State	Non SC Resident	181
Total		732	
Off Campus Students Enrolled in Citadel Courses	In-State	SC Resident	5
	Out-of-State	Non SC Resident	4
	Total		9
Transient Students	In-State	SC Resident	5
	Out-of-State	Non SC Resident	7
	Total		12
Veteran Students (Day)	In-State	Resident Exception: Covered Individuals Receiving Veterans GI Bill Chapter 30 and 33 Education Benefits	11
		SC Resident	19
	Total		30
Total			1670

* Off campus cadets include cadets studying abroad, studying away in the US, and those serving an internship.

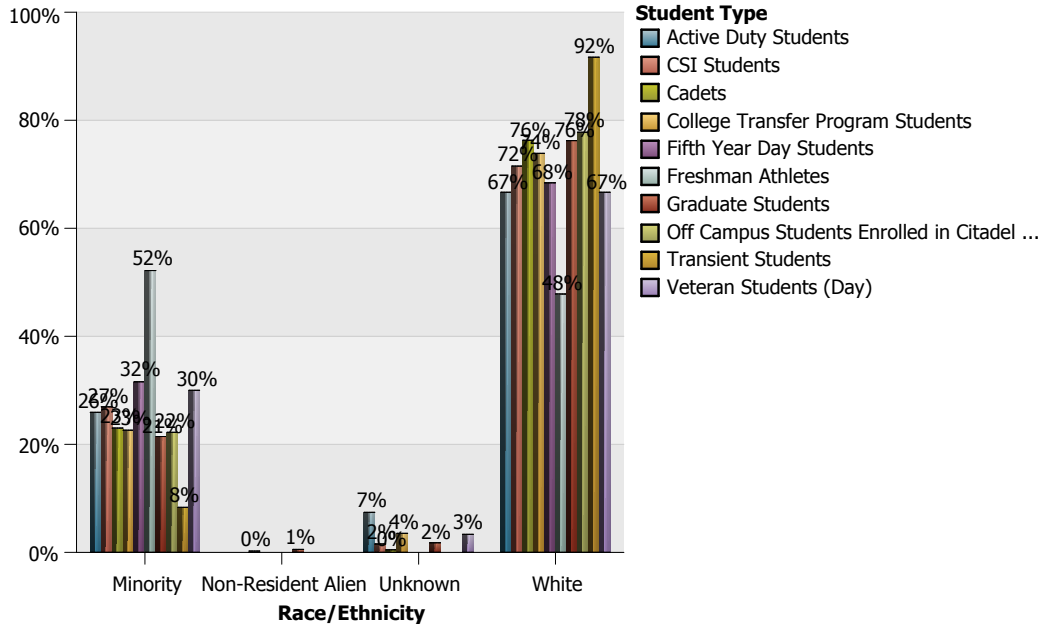
The Citadel: Enrollment by Gender



Gender	Female	Male	Total
Active Duty Students	1	26	27
Cadets	48	378	426
College Transfer Program Students	58	141	199
CSI Students	39	154	193
Fifth Year Day Students	1	18	19
Freshman Athletes		23	23
Graduate Students	363	369	732
Off Campus Students Enrolled in Citadel Courses	2	7	9
Transient Students	7	5	12
Veteran Students (Day)	3	27	30
Total of Gender	522	1148	1670

* Off campus cadets include cadets studying abroad, studying away in the US, and those serving an internship.

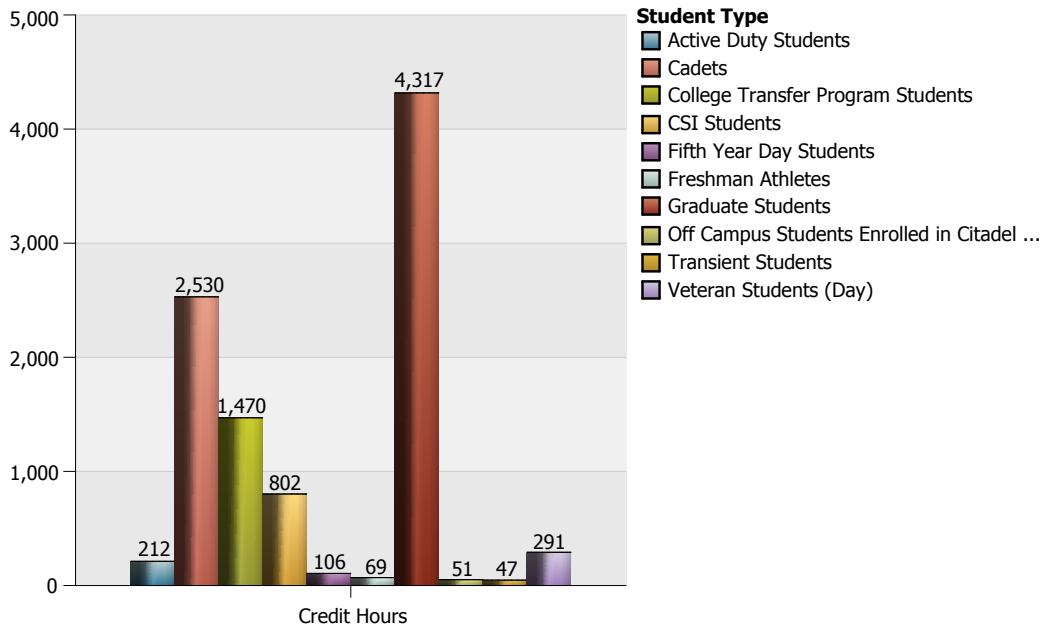
The Citadel: Enrollment by Race/Ethnicity



Race/Ethnicity	American Indian or Alaskan Native	Asian	Black or African American	Hispanic	More Than 1 Race	Native Hawaiian or Pacific Islander	Non-Resident Alien	Unknown	White	Total
Active Duty Students			3	2	2			2	18	27
Cadets		4	34	35	24	1	1	2	325	426
College Transfer Program Students	1	6	16	13	8	1		7	147	199
CSI Students		6	14	20	12			3	138	193
Fifth Year Day Students		2	2	1	1				13	19
Freshman Athletes			11		1				11	23
Graduate Students	1	12	84	33	25	2	4	13	558	732
Off Campus Students Enrolled in Citadel Courses			1			1			7	9
Transient Students	1								11	12
Veteran Students (Day)			3	5	1			1	20	30
Total of Race/Ethnicity	3	30	168	109	74	5	5	28	1248	1670

* Off campus cadets include cadets studying abroad, studying away in the US, and those serving an internship.

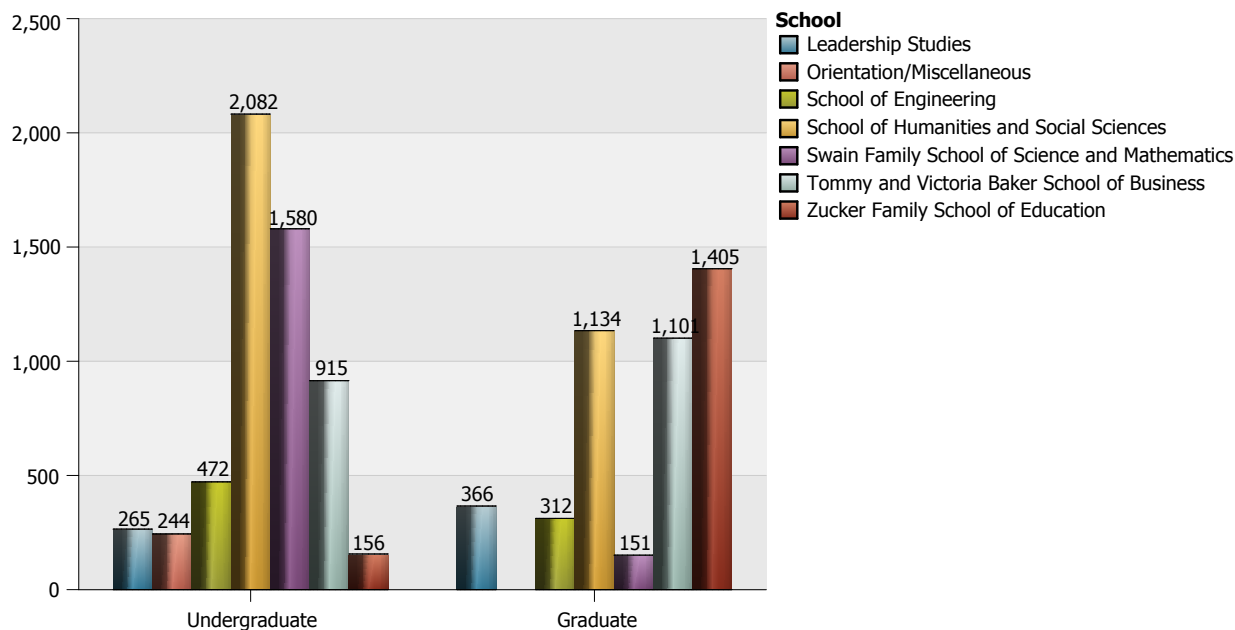
The Citadel: Credit Hours and Full-time Equivalency (FTE) Data by Student Type



	Credit Hours	FTE
Active Duty Students	212	17.67
Cadets	2,530	210.83
College Transfer Program Students	1,470	122.50
CSI Students	802	66.83
Fifth Year Day Students	106	8.83
Freshman Athletes	69	5.75
Graduate Students	4,317	479.67
Off Campus Students Enrolled in Citadel Courses	51	4.25
Transient Students	47	3.92
Veteran Students (Day)	291	24.25
Total	9,895	944.50

* Off campus cadets include cadets studying abroad, studying away in the US, and those serving an internship.

The Citadel: Credit Hours by Department



Department and Subject Area		1 Lower Division	2 Upper Division	3 Graduate	Total
Accounting and Finance	Accounting	81		84	165
	Finance, General		111	84	195
	Total of Department	81	111	168	360
Biology	Biology and Biological Science		20	46	66
	Total of Department		20	46	66
Chemistry	Chemistry	59			59
	Total of Department	59			59
Civil and Environmental Engineering	Civil Engineering	111	127	66	304
	Total of Department	111	127	66	304
Criminal Justice	Crim Just and Law Enf Admin	39	297	57	393
	Homeland Security		69		69
	Sociology	66			66
	Total of Department	105	366	57	528
Cyber and Computer Sciences	Computer and Info Sciences	93	3	18	114
	Total of Department	93	3	18	114
Electrical and Computer Engineering	Electrical & Electronics Eng		54	15	69
	Total of Department		54	15	69
Engineering Leadership and Program Management	Project Management			225	225
	Total of Department			225	225
English, Fine Arts and Communications	Communication, General	141			141
	English Language and Lit	78	9	57	144
	Fine Arts & Art Studies, Other		282		282
	Total of Department	219	291	57	567
General Education	Behavioral Sciences		57		57
	Multi/Interdisciplinary, Other		114		114

The Citadel: Credit Hours by Department

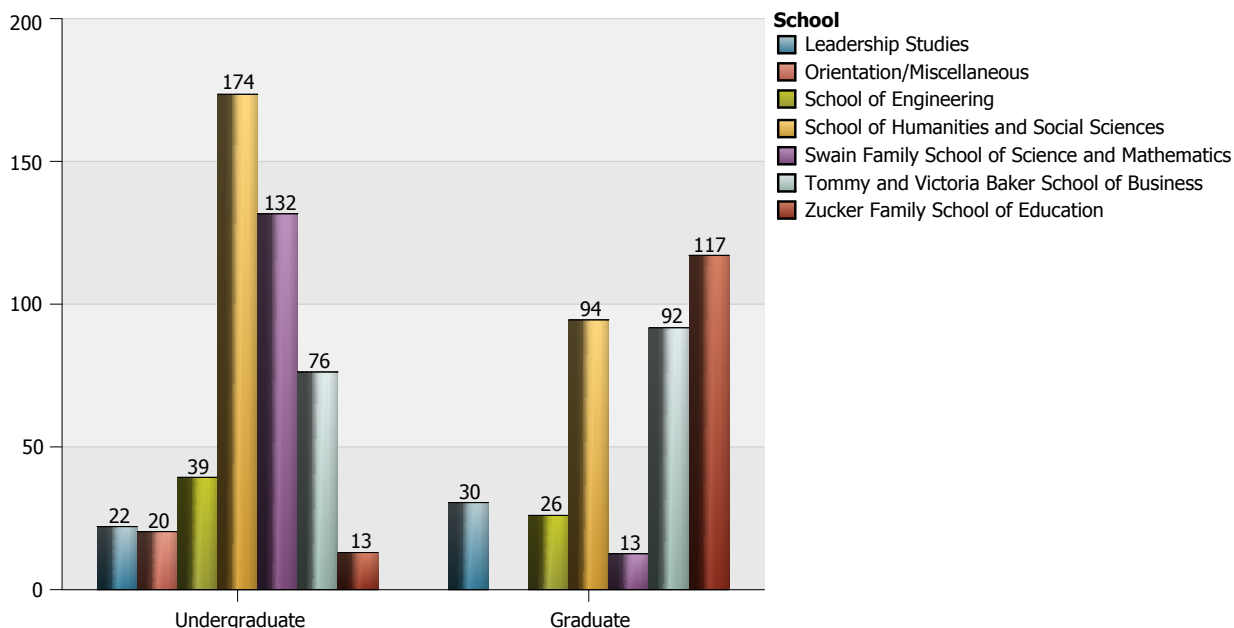
Department and Subject Area		1 Lower Division	2 Upper Division	3 Graduate	Total
General Education	Natural Sciences		30		30
	Total of Department		201		201
Health and Human Performance	Kinesiology and Exer Science	237	45	87	369
	Phys Ed Teaching and Coaching		180		180
	Total of Department	237	225	87	549
History	History		3		3
	Military History			120	120
	Total of Department		3	120	123
Intelligence and Security Studies	Homeland Security	33			33
	Intelligence, General	132	231	144	507
	Total of Department	165	231	144	540
Leadership Studies	Liberal Arts and Sciences	205	60		265
	Organizational Leadership			366	366
	Total of Department	205	60	366	631
Management and Entrepreneurship	Business Admin & Mgmt, General	84	291	594	969
	Entrepreneurship/Entre Studies		66	90	156
	Total of Department	84	357	684	1,125
Marketing, Supply Chain Management and Economics	Business/Managerial Economics	78			78
	Logistics, Materials, and Supp		72	75	147
	Marketing/Marketing Mgmt, Gen		96	174	270
	Total of Department	78	168	249	495
Mathematical Sciences	Mathematics	801			801
	Total of Department	801			801
Mechanical Engineering	Mechanical Engineering	45	135	6	186
	Total of Department	45	135	6	186
Modern Languages, Literatures and Cultures	Spanish Language and Lit	246	78		324
	Total of Department	246	78		324
Orientation/Miscellaneous	Liberal Arts and Sciences	43			43
	Total of Department	43			43
Physics	Physics	86			86
	Total of Department	86			86
Political Science	Anthropology	57		12	69
	Political Sci and Government	63	144	81	288
	Total of Department	120	144	93	357
Psychology	Applied Psychology			33	33
	Psychology	75	39	630	744
	Total of Department	75	39	663	777
Swain Family Department of Nursing	Registered Nursing/Reg Nurse	56			56
	Total of Department	56			56

The Citadel: Credit Hours by Department

Department and Subject Area		1 Lower Division	2 Upper Division	3 Graduate	Total
Tommy and Victoria Baker School of Business	Business Admin & Mgmt, General	36			36
	Total of Department	36			36
Zucker Family School of Education	Earth Science Teacher Educ	120			120
	Educational/Instructional Tech			51	51
	Higher Education			24	24
	Secondary Ed and Teaching	33	3	1,314	1,350
	STEM Education			16	16
	Total of Department	153	3	1,405	1,561
Total Overall		3,098	2,616	4,469	10,183

* Data includes consortium hours.

The Citadel: Full-time Equivalency (FTE) Data by Department



Department and Subject Area		1 Lower Division	2 Upper Division	3 Graduate	Total
Accounting and Finance	Accounting	6.75		9.33	16.08
	Finance, General		9.25	9.33	18.58
	Total of Department	6.75	9.25	18.67	34.67
Biology	Biology and Biological Science		1.67	5.11	6.78
	Total of Department		1.67	5.11	6.78
Chemistry	Chemistry	4.92			4.92
	Total of Department	4.92			4.92
Civil and Environmental Engineering	Civil Engineering	9.25	10.58	7.33	27.17
	Total of Department	9.25	10.58	7.33	27.17
Criminal Justice	Crim Just and Law Enf Admin	3.25	24.75	6.33	34.33
	Homeland Security		5.75		5.75
	Sociology	5.50			5.50
	Total of Department	8.75	30.50	6.33	45.58
Cyber and Computer Sciences	Computer and Info Sciences	7.75	0.25	2.00	10.00
	Total of Department	7.75	0.25	2.00	10.00
Electrical and Computer Engineering	Electrical & Electronics Eng		4.50	1.67	6.17
	Total of Department		4.50	1.67	6.17
Engineering Leadership and Program Management	Project Management			25.00	25.00
	Total of Department			25.00	25.00
English, Fine Arts and Communications	Communication, General	11.75			11.75
	English Language and Lit	6.50	0.75	6.33	13.58
	Fine Arts & Art Studies, Other		23.50		23.50
	Total of Department	18.25	24.25	6.33	48.83
General Education	Behavioral Sciences		4.75		4.75
	Multi/Interdisciplinary, Other		9.50		9.50

The Citadel: Full-time Equivalency (FTE) Data by Department

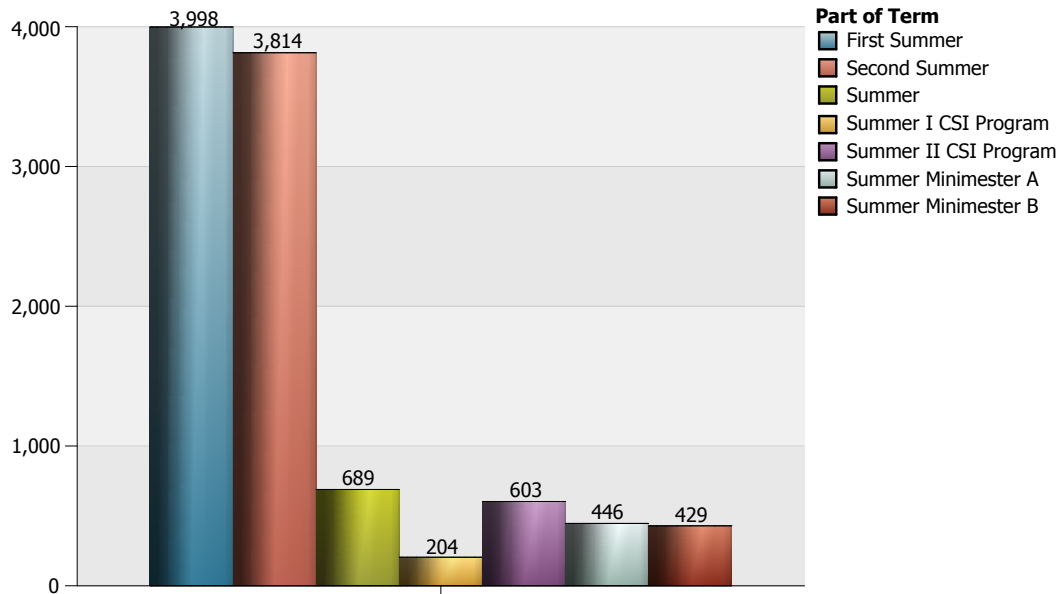
Department and Subject Area		1 Lower Division	2 Upper Division	3 Graduate	Total
General Education	Natural Sciences		2.50		2.50
	Total of Department		16.75		16.75
Health and Human Performance	Kinesiology and Exer Science	19.75	3.75	9.67	33.17
	Phys Ed Teaching and Coaching		15.00		15.00
	Total of Department	19.75	18.75	9.67	48.17
History	History		0.25		0.25
	Military History			13.33	13.33
	Total of Department		0.25	13.33	13.58
Intelligence and Security Studies	Homeland Security	2.75			2.75
	Intelligence, General	11.00	19.25	16.00	46.25
	Total of Department	13.75	19.25	16.00	49.00
Leadership Studies	Liberal Arts and Sciences	17.08	5.00		22.08
	Organizational Leadership			40.67	40.67
	Total of Department	17.08	5.00	40.67	62.75
Management and Entrepreneurship	Business Admin & Mgmt, General	7.00	24.25	66.00	97.25
	Entrepreneurship/Entre Studies		5.50	10.00	15.50
	Total of Department	7.00	29.75	76.00	112.75
Marketing, Supply Chain Management and Economics	Business/Managerial Economics	6.50			6.50
	Logistics, Materials, and Supp		6.00	8.33	14.33
	Marketing/Marketing Mgmt, Gen		8.00	19.33	27.33
	Total of Department	6.50	14.00	27.67	48.17
Mathematical Sciences	Mathematics	66.75			66.75
	Total of Department	66.75			66.75
Mechanical Engineering	Mechanical Engineering	3.75	11.25	0.67	15.67
	Total of Department	3.75	11.25	0.67	15.67
Modern Languages, Literatures and Cultures	Spanish Language and Lit	20.50	6.50		27.00
	Total of Department	20.50	6.50		27.00
Orientation/Miscellaneous	Liberal Arts and Sciences	3.58			3.58
	Total of Department	3.58			3.58
Physics	Physics	7.17			7.17
	Total of Department	7.17			7.17
Political Science	Anthropology	4.75		1.33	6.08
	Political Sci and Government	5.25	12.00	9.00	26.25
	Total of Department	10.00	12.00	10.33	32.33
Psychology	Applied Psychology			3.67	3.67
	Psychology	6.25	3.25	70.00	79.50
	Total of Department	6.25	3.25	73.67	83.17
Swain Family Department of Nursing	Registered Nursing/Reg Nurse	4.67			4.67
	Total of Department	4.67			4.67

The Citadel: Full-time Equivalency (FTE) Data by Department

Department and Subject Area		1 Lower Division	2 Upper Division	3 Graduate	Total
Tommy and Victoria Baker School of Business	Business Admin & Mgmt, General	3.00			3.00
	Total of Department	3.00			3.00
Zucker Family School of Education	Earth Science Teacher Educ	10.00			10.00
	Educational/Instructional Tech			5.67	5.67
	Higher Education			2.67	2.67
	Secondary Ed and Teaching	2.75	0.25	146.00	149.00
	STEM Education			1.78	1.78
	Total of Department	12.75	0.25	156.11	169.11
Total Overall		258.17	218.00	496.56	972.72

* Data includes consortium hours.

The Citadel: Credit Hours by Part of Term



Part of Term		1 Undergraduate	2 Graduate	Total
First Summer	Accounting and Finance	108	102	210
	Biology		1	1
	Chemistry	32		32
	Civil and Environmental Engineering	126		126
	Criminal Justice	252	21	273
	Cyber and Computer Sciences	51	18	69
	Electrical and Computer Engineering	3		3
	English, Fine Arts and Communications	156	18	174
	General Education	75		75
	Health and Human Performance	75	30	105
	History		54	54
	Intelligence and Security Studies	105	45	150
	Leadership Studies		174	174
	Management and Entrepreneurship	183	348	531
	Marketing, Supply Chain Management and Economics	186	111	297
	Mathematical Sciences	232		232
	Mechanical Engineering	129		129
	Orientation/Miscellaneous	22		22
	Political Science	96	30	126
	Psychology	72	298	370
	Swain Family Department of Nursing	20		20
	Zucker Family School of Education	132	693	825
	Total of Part of Term	2,055	1,943	3,998
Second Summer	Accounting and Finance	84	66	150
	Biology		3	3
	Chemistry	27		27
	Civil and Environmental Engineering	111		111

The Citadel: Credit Hours by Part of Term

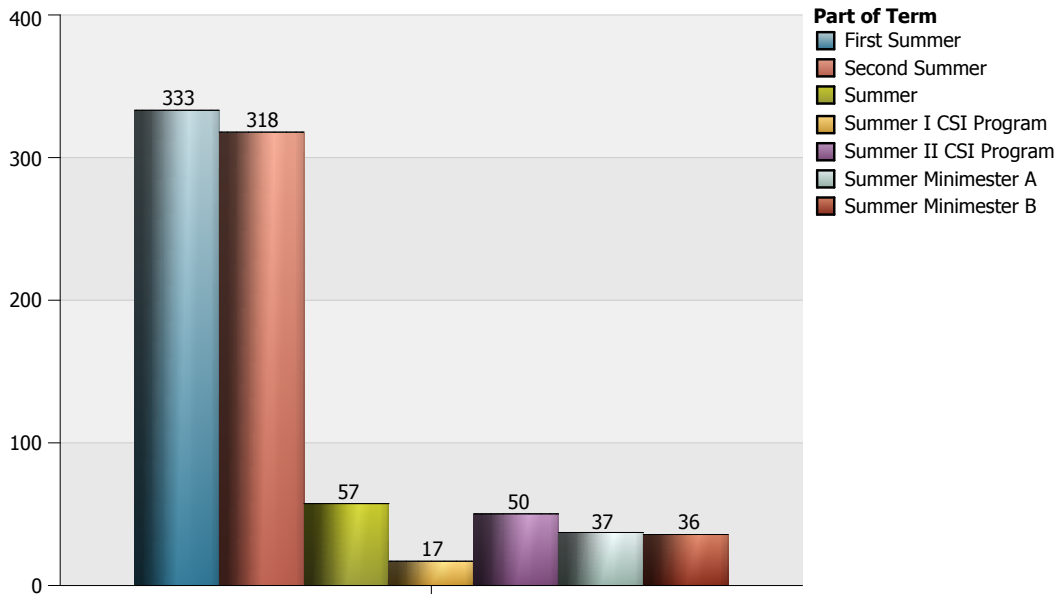
Part of Term		1 Undergraduate	2 Graduate	Total
Second Summer	Criminal Justice	189	36	225
	Cyber and Computer Sciences	45		45
	Electrical and Computer Engineering	51	15	66
	English, Fine Arts and Communications	150	39	189
	General Education	27		27
	Health and Human Performance	189	39	228
	History	3	63	66
	Intelligence and Security Studies	111	72	183
	Leadership Studies		180	180
	Management and Entrepreneurship	183	336	519
	Marketing, Supply Chain Management and Economics	60	138	198
	Mathematical Sciences	183		183
	Mechanical Engineering	51	6	57
	Modern Languages, Literatures and Cultures	168		168
	Orientation/Miscellaneous	21		21
	Political Science	117	51	168
	Psychology	42	291	333
	Swain Family Department of Nursing	36		36
	Tommy and Victoria Baker School of Business	36		36
	Zucker Family School of Education	24	571	595
	Total of Part of Term	1,908	1,906	3,814
Summer	Civil and Environmental Engineering	1	66	67
	Criminal Justice	18		18
	Engineering Leadership and Program Management		225	225
	English, Fine Arts and Communications	6		6
	Health and Human Performance	52	9	61
	History		3	3
	Intelligence and Security Studies	81	27	108
	Leadership Studies		12	12
	Management and Entrepreneurship	45		45
	Political Science		12	12
	Psychology		63	63
	Zucker Family School of Education		69	69
		Total of Part of Term	203	486
Summer I CSI Program	Criminal Justice	12		12
	Health and Human Performance	18		18
	Intelligence and Security Studies	18		18
	Leadership Studies	56		56
	Mathematical Sciences	100		100
		Total of Part of Term	204	
Summer II CSI Program	English, Fine Arts and Communications	39		39
	Health and Human Performance	48		48
	Intelligence and Security Studies	81		81
	Leadership Studies	149		149
	Mathematical Sciences	286		286

The Citadel: Credit Hours by Part of Term

Part of Term		1 Undergraduate	2 Graduate	Total
Summer II CSI Program	Total of Part of Term	603		603
Summer Minimester A	Biology	20	40	60
	English, Fine Arts and Communications	108		108
	General Education	30		30
	Management and Entrepreneurship	30		30
	Modern Languages, Literatures and Cultures	75		75
	Physics	54		54
	Political Science	6		6
	Psychology		11	11
	Zucker Family School of Education		72	72
		Total of Part of Term	323	123
Summer Minimester B	Biology		2	2
	English, Fine Arts and Communications	51		51
	General Education	69		69
	Health and Human Performance	80	9	89
	Leadership Studies	60		60
	Modern Languages, Literatures and Cultures	81		81
	Physics	32		32
	Political Science	45		45
		Total of Part of Term	418	11
Total Overall		5,714	4,469	10,183

* Data includes consortium hours.

The Citadel: Full-time Equivalency (FTE) Data by Part of Term



Part of Term		1 Undergraduate	2 Graduate	Total
First Summer	Accounting and Finance	9.00	11.33	20.33
	Biology		0.11	0.11
	Chemistry	2.67		2.67
	Civil and Environmental Engineering	10.50		10.50
	Criminal Justice	21.00	2.33	23.33
	Cyber and Computer Sciences	4.25	2.00	6.25
	Electrical and Computer Engineering	0.25		0.25
	English, Fine Arts and Communications	13.00	2.00	15.00
	General Education	6.25		6.25
	Health and Human Performance	6.25	3.33	9.58
	History		6.00	6.00
	Intelligence and Security Studies	8.75	5.00	13.75
	Leadership Studies		19.33	19.33
	Management and Entrepreneurship	15.25	38.67	53.92
	Marketing, Supply Chain Management and Economics	15.50	12.33	27.83
	Mathematical Sciences	19.33		19.33
	Mechanical Engineering	10.75		10.75
	Orientation/Miscellaneous	1.83		1.83
	Political Science	8.00	3.33	11.33
	Psychology	6.00	33.11	39.11
	Swain Family Department of Nursing	1.67		1.67
	Zucker Family School of Education	11.00	77.00	88.00
	Total of Part of Term	171.25	215.89	387.14
Second Summer	Accounting and Finance	7.00	7.33	14.33
	Biology		0.33	0.33
	Chemistry	2.25		2.25
	Civil and Environmental Engineering	9.25		9.25

The Citadel: Full-time Equivalency (FTE) Data by Part of Term

Part of Term		1 Undergraduate	2 Graduate	Total
Second Summer	Criminal Justice	15.75	4.00	19.75
	Cyber and Computer Sciences	3.75		3.75
	Electrical and Computer Engineering	4.25	1.67	5.92
	English, Fine Arts and Communications	12.50	4.33	16.83
	General Education	2.25		2.25
	Health and Human Performance	15.75	4.33	20.08
	History	0.25	7.00	7.25
	Intelligence and Security Studies	9.25	8.00	17.25
	Leadership Studies		20.00	20.00
	Management and Entrepreneurship	15.25	37.33	52.58
	Marketing, Supply Chain Management and Economics	5.00	15.33	20.33
	Mathematical Sciences	15.25		15.25
	Mechanical Engineering	4.25	0.67	4.92
	Modern Languages, Literatures and Cultures	14.00		14.00
	Orientation/Miscellaneous	1.75		1.75
	Political Science	9.75	5.67	15.42
	Psychology	3.50	32.33	35.83
	Swain Family Department of Nursing	3.00		3.00
	Tommy and Victoria Baker School of Business	3.00		3.00
	Zucker Family School of Education	2.00	63.44	65.44
	Total of Part of Term	159.00	211.78	370.78
Summer	Civil and Environmental Engineering	0.08	7.33	7.42
	Criminal Justice	1.50		1.50
	Engineering Leadership and Program Management		25.00	25.00
	English, Fine Arts and Communications	0.50		0.50
	Health and Human Performance	4.33	1.00	5.33
	History		0.33	0.33
	Intelligence and Security Studies	6.75	3.00	9.75
	Leadership Studies		1.33	1.33
	Management and Entrepreneurship	3.75		3.75
	Political Science		1.33	1.33
	Psychology		7.00	7.00
	Zucker Family School of Education		7.67	7.67
		Total of Part of Term	16.92	54.00
Summer I CSI Program	Criminal Justice	1.00		1.00
	Health and Human Performance	1.50		1.50
	Intelligence and Security Studies	1.50		1.50
	Leadership Studies	4.67		4.67
	Mathematical Sciences	8.33		8.33
		Total of Part of Term	17.00	
Summer II CSI Program	English, Fine Arts and Communications	3.25		3.25
	Health and Human Performance	4.00		4.00
	Intelligence and Security Studies	6.75		6.75
	Leadership Studies	12.42		12.42
	Mathematical Sciences	23.83		23.83

The Citadel: Full-time Equivalency (FTE) Data by Part of Term

Part of Term		1 Undergraduate	2 Graduate	Total
Summer II CSI Program	Total of Part of Term	50.25		50.25
Summer Minimester A	Biology	1.67	4.44	6.11
	English, Fine Arts and Communications	9.00		9.00
	General Education	2.50		2.50
	Management and Entrepreneurship	2.50		2.50
	Modern Languages, Literatures and Cultures	6.25		6.25
	Physics	4.50		4.50
	Political Science	0.50		0.50
	Psychology		1.22	1.22
	Zucker Family School of Education		8.00	8.00
		Total of Part of Term	26.92	13.67
Summer Minimester B	Biology		0.22	0.22
	English, Fine Arts and Communications	4.25		4.25
	General Education	5.75		5.75
	Health and Human Performance	6.67	1.00	7.67
	Leadership Studies	5.00		5.00
	Modern Languages, Literatures and Cultures	6.75		6.75
	Physics	2.67		2.67
	Political Science	3.75		3.75
		Total of Part of Term	34.83	1.22
Total Overall		476.17	496.56	972.72

* Data includes consortium hours.