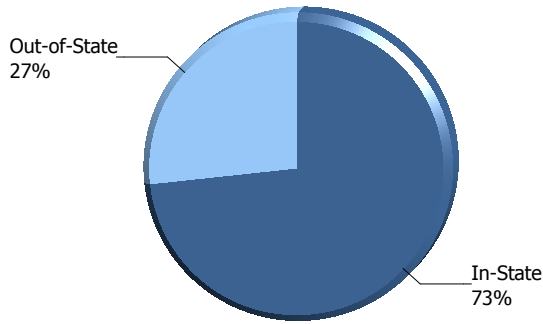


The Citadel: Enrollment by Residency



■ In-State ■ Out-of-State

Residency	In-State	Out-of-State	Total
Active Duty Students	34		34
Cadet Applicants	20	15	35
Cadets	301	169	470
College Transfer Program Students	208	29	237
Fifth Year Day Students	15	5	20
Graduate Students	510	156	666
Transient Students	22	43	65
Veteran Students (Day)	37	1	38
Total of Residency	1147	418	1565

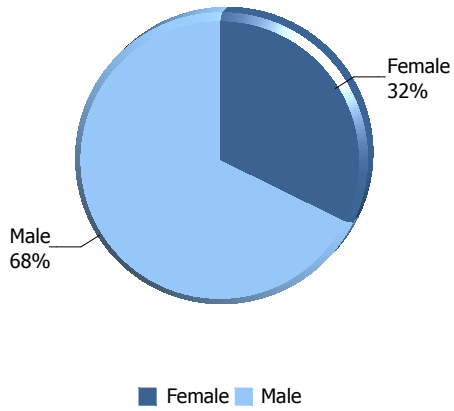
CHE Residency Classification for Fee Purposes			
Active Duty Students	In-State	Resident Exception: Military Personnel and their Dependents	18
		SC Resident	16
	Total		34
Cadet Applicants	In-State	SC Resident	20
	Out-of-State	Non SC Resident	15
	Total		35
Cadets	In-State	Resident Exception: Covered Individuals Receiving Veterans GI Bill Chapter 30 and 33 Education Benefits	5
		Resident Exception: Faculty and Administration Employees and their Dependents	2
		Resident Exception: Full-time Employee and their Dependents	2
		Resident Exception: Military Personnel and their Dependents	1
		Resident Exception: Retired Persons and their Dependents	2
		Resident Exception: Scholarships Approved by Boards of Trustees	13
		SC Resident	276
	Out-of-State	Non SC Resident	169
Total		470	
College Transfer Program Students	In-State	Resident Exception: Covered Individuals Receiving Veterans GI Bill Chapter 30 and 33 Education Benefits	5
		Resident Exception: Military Personnel and their Dependents	4
		SC Resident	199
	Out-of-State	Non SC Resident	29
Total		237	
Fifth Year Day Students	In-State	SC Resident	15
	Out-of-State	Non SC Resident	5
	Total		20
Graduate Students	In-State	Resident Exception: Covered Individuals Receiving Veterans GI Bill Chapter 30 and 33 Education Benefits	4

The Citadel: Enrollment by Residency

Graduate Students	In-State	Resident Exception: Faculty and Administration Employees and their Dependents	2
		Resident Exception: Full-time Employee and their Dependents	5
		Resident Exception: Military Personnel and their Dependents	5
		Resident Exception: Retired Persons and their Dependents	2
		Resident Exception: Scholarships Approved by Boards of Trustees	2
		SC Resident	490
	Out-of-State	Non SC Resident	156
Total			666
Transient Students	In-State	Resident Exception: Covered Individuals Receiving Veterans GI Bill Chapter 30 and 33 Education Benefits	1
		SC Resident	21
	Out-of-State	Non SC Resident	43
	Total		
Veteran Students (Day)	In-State	Resident Exception: Covered Individuals Receiving Veterans GI Bill Chapter 30 and 33 Education Benefits	8
		SC Resident	29
	Out-of-State	Non SC Resident	1
	Total		
Total			1565

* Off campus cadets include cadets studying abroad, studying away in the US, and those serving an internship.

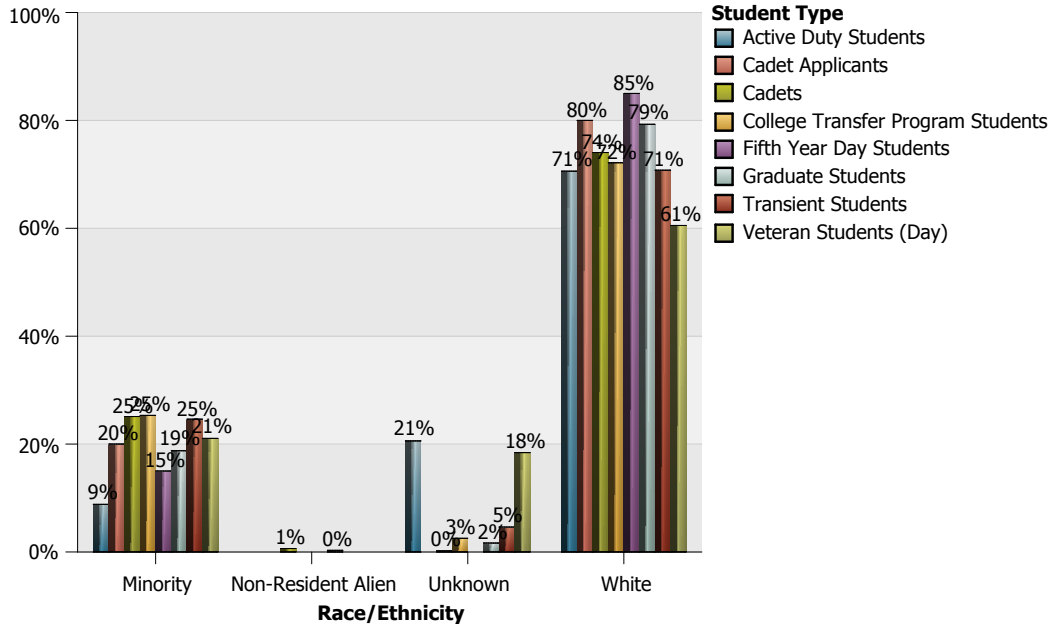
The Citadel: Enrollment by Gender



Gender	Female	Male	Total
Active Duty Students	4	30	34
Cadet Applicants	5	30	35
Cadets	44	426	470
College Transfer Program Students	73	164	237
Fifth Year Day Students	1	19	20
Graduate Students	335	331	666
Transient Students	40	25	65
Veteran Students (Day)	3	35	38
Total of Gender	505	1060	1565

* Off campus cadets include cadets studying abroad, studying away in the US, and those serving an internship.

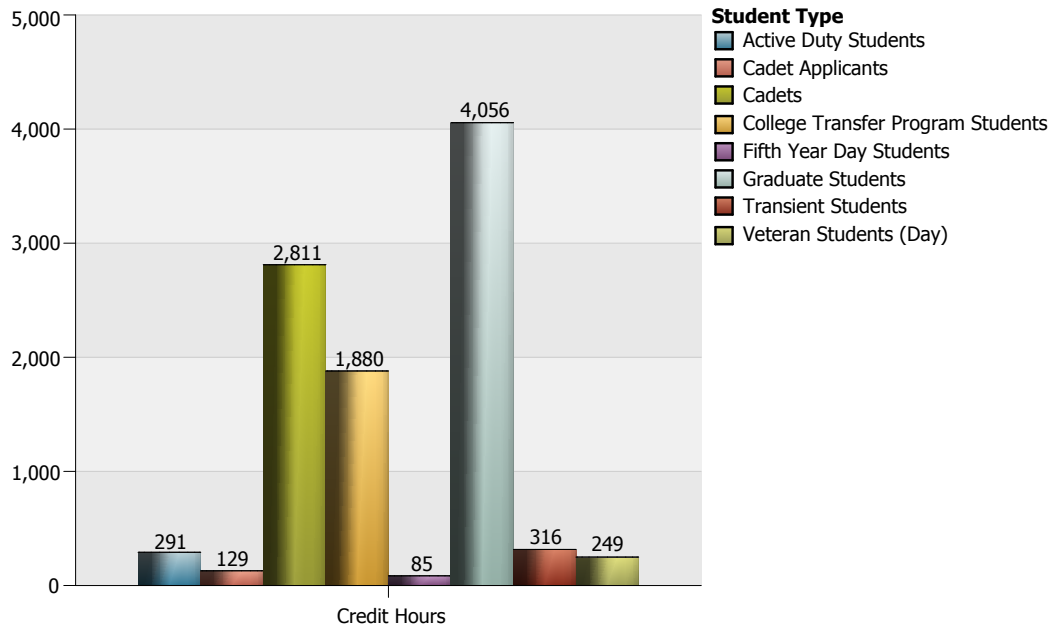
The Citadel: Enrollment by Race/Ethnicity



Race/Ethnicity	American Indian or Alaskan Native	Asian	Black or African American	Hispanic	More Than 1 Race	Native Hawaiian or Pacific Islander	Non-Resident Alien	Unknown	White	Total
Active Duty Students			1	1	1			7	24	34
Cadet Applicants			2	3	2				28	35
Cadets	3	8	42	37	27	1	3	1	348	470
College Transfer Program Students	1	8	15	22	13	1		6	171	237
Fifth Year Day Students				1	1	1			17	20
Graduate Students	3	15	54	31	22		2	11	528	666
Transient Students		3	2	9	1	1		3	46	65
Veteran Students (Day)		2	4	2				7	23	38
Total of Race/Ethnicity	7	36	120	106	67	4	5	35	1185	1565

* Off campus cadets include cadets studying abroad, studying away in the US, and those serving an internship.

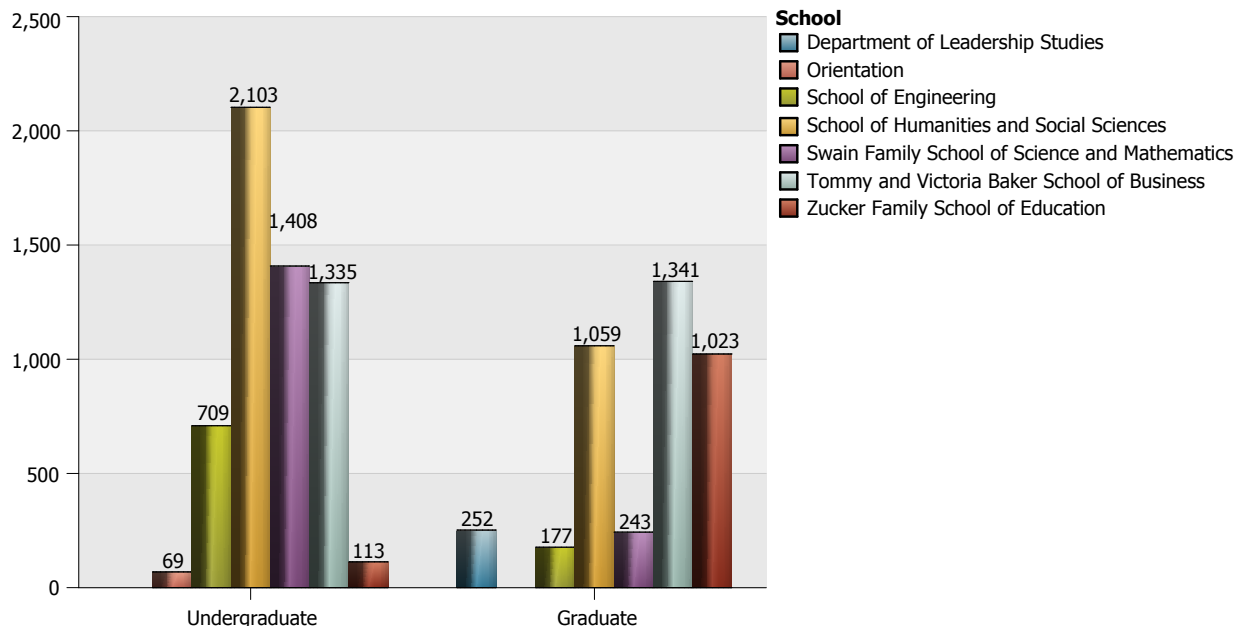
The Citadel: Credit Hours and Full-time Equivalency (FTE) Data by Student Type



	Credit Hours	FTE
Active Duty Students	291	24.25
Cadet Applicants	129	10.75
Cadets	2,811	234.25
College Transfer Program Students	1,880	156.67
Fifth Year Day Students	85	7.08
Graduate Students	4,056	450.67
Transient Students	316	26.33
Veteran Students (Day)	249	20.75
Total	9,817	930.75

* Off campus cadets include cadets studying abroad, studying away in the US, and those serving an internship.

The Citadel: Credit Hours by Department



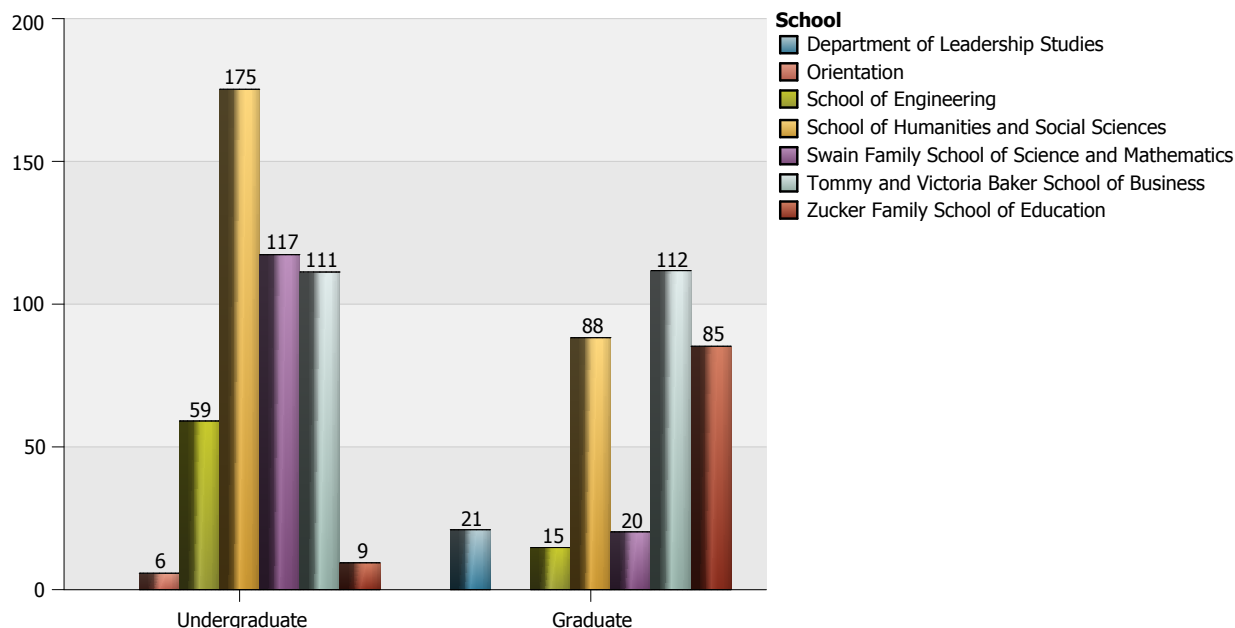
Department and Subject Area		1 Lower Division	2 Upper Division	3 Graduate	Total
Biology	Biology and Biological Science	154	18	30	202
	Total of Department	154	18	30	202
Chemistry	Chemistry	263			263
	Total of Department	263			263
Civil and Environ Engineering	Civil Engineering	30	286	51	367
	Total of Department	30	286	51	367
Criminal Justice	Crim Just and Law Enf Admin		345	96	441
	Sociology	117			117
	Total of Department	117	345	96	558
Cyber and Computer Sciences	Computer and Info Sciences	132	6		138
	Total of Department	132	6		138
Elect and Computer Engineering	Electrical & Electronics Eng		72	18	90
	Total of Department		72	18	90
Engineer Leadrshp and Prg Mgmt	Mechanical Engineering			3	3
	Project Management			66	66
	Total of Department			69	69
English	Communication, General	72			72
	English Language and Lit	102	3	24	129
	Film/Cinema Studies	21			21
	Fine Arts & Art Studies, Other		267		267
	Total of Department	195	270	24	489
Health and Human Performance	Kinesiology and Exer Science	21	2	210	233
	Phys Ed Teaching and Coaching		84		84
	Total of Department	21	86	210	317
History	History		3	27	30
	History Other	39			39
	Military History			54	54

The Citadel: Credit Hours by Department

Department and Subject Area		1 Lower Division	2 Upper Division	3 Graduate	Total
History	Total of Department	39	3	81	123
Intelligence and Security Stud	Homeland Security	57			57
	Intelligence, General	57	249	24	330
	Total of Department	114	249	24	387
Leadership	Organizational Leadership			252	252
	Total of Department			252	252
Mathematical Sciences	Mathematics	605		3	608
	Total of Department	605		3	608
Mechanical Engineering	Mechanical Engineering		321	39	360
	Total of Department		321	39	360
Modern Language Lit and Cult	Chinese Language and Lit	108	63		171
	French Language and Lit	51			51
	Spanish Language and Lit	204	18		222
	Total of Department	363	81		444
Orientation	Liberal Arts and Sciences	69			69
	Total of Department	69			69
Physics	Physics	47			47
	Total of Department	47			47
Political Science	Anthropology	33		12	45
	Political Sci and Government		168	150	318
	Total of Department	33	168	162	363
Psychology	Applied Psychology			24	24
	Psychology	105	21	648	774
	Total of Department	105	21	672	798
Swain Family Department of Nursing	Registered Nursing/Reg Nurse	34	42		76
	Total of Department	34	42		76
Tommy and Victoria Baker School of Business	Business Admin and Management	546	789	1,341	2,676
	Total of Department	546	789	1,341	2,676
Zucker Family School of Education	Earth Science Teacher Educ	92			92
	Higher Education			9	9
	Secondary Ed and Teaching	9	12	984	1,005
	STEM Education			30	30
	Total of Department	101	12	1,023	1,136
Total Overall	2,968	2,769	4,095	9,832	

* Data includes consortium hours.

The Citadel: Full-time Equivalency (FTE) Data by Department



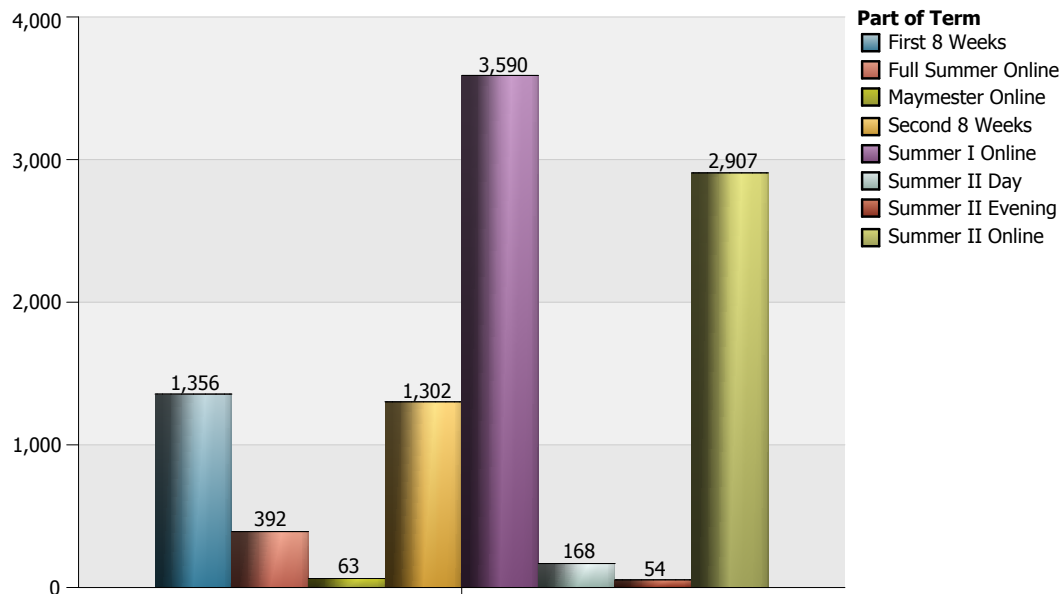
Department and Subject Area		1 Lower Division	2 Upper Division	3 Graduate	Total
Biology	Biology and Biological Science	12.83	1.50	3.33	17.67
	Total of Department	12.83	1.50	3.33	17.67
Chemistry	Chemistry	21.92			21.92
	Total of Department	21.92			21.92
Civil and Environ Engineering	Civil Engineering	2.50	23.83	5.67	32.00
	Total of Department	2.50	23.83	5.67	32.00
Criminal Justice	Crim Just and Law Enf Admin		28.75	10.67	39.42
	Sociology	9.75			9.75
	Total of Department	9.75	28.75	10.67	49.17
Cyber and Computer Sciences	Computer and Info Sciences	11.00	0.50		11.50
	Total of Department	11.00	0.50		11.50
Elect and Computer Engineering	Electrical & Electronics Eng		6.00	2.00	8.00
	Total of Department		6.00	2.00	8.00
Engineer Leadrshp and Prg Mgmt	Mechanical Engineering			0.33	0.33
	Project Management			7.33	7.33
	Total of Department			7.67	7.67
English	Communication, General	6.00			6.00
	English Language and Lit	8.50	0.25	2.67	11.42
	Film/Cinema Studies	1.75			1.75
	Fine Arts & Art Studies, Other		22.25		22.25
	Total of Department	16.25	22.50	2.67	41.42
Health and Human Performance	Kinesiology and Exer Science	1.75	0.17	23.33	25.25
	Phys Ed Teaching and Coaching		7.00		7.00
	Total of Department	1.75	7.17	23.33	32.25
History	History		0.25	3.00	3.25
	History Other	3.25			3.25
	Military History			6.00	6.00

The Citadel: Full-time Equivalency (FTE) Data by Department

Department and Subject Area		1 Lower Division	2 Upper Division	3 Graduate	Total
History	Total of Department	3.25	0.25	9.00	12.50
	Intelligence and Security Stud				
	Homeland Security	4.75			4.75
	Intelligence, General	4.75	20.75	2.67	28.17
	Total of Department	9.50	20.75	2.67	32.92
Leadership	Organizational Leadership			28.00	28.00
	Total of Department			28.00	28.00
Mathematical Sciences	Mathematics	50.42		0.33	50.75
	Total of Department	50.42		0.33	50.75
Mechanical Engineering	Mechanical Engineering		26.75	4.33	31.08
	Total of Department		26.75	4.33	31.08
Modern Language Lit and Cult	Chinese Language and Lit	9.00	5.25		14.25
	French Language and Lit	4.25			4.25
	Spanish Language and Lit	17.00	1.50		18.50
	Total of Department	30.25	6.75		37.00
Orientation	Liberal Arts and Sciences	5.75			5.75
	Total of Department	5.75			5.75
Physics	Physics	3.92			3.92
	Total of Department	3.92			3.92
Political Science	Anthropology	2.75		1.33	4.08
	Political Sci and Government		14.00	16.67	30.67
	Total of Department	2.75	14.00	18.00	34.75
Psychology	Applied Psychology			2.67	2.67
	Psychology	8.75	1.75	72.00	82.50
	Total of Department	8.75	1.75	74.67	85.17
Swain Family Department of Nursing	Registered Nursing/Reg Nurse	2.83	3.50		6.33
	Total of Department	2.83	3.50		6.33
Tommy and Victoria Baker School of Business	Business Admin and Management	45.50	65.75	149.00	260.25
	Total of Department	45.50	65.75	149.00	260.25
Zucker Family School of Education	Earth Science Teacher Educ	7.67			7.67
	Higher Education			1.00	1.00
	Secondary Ed and Teaching	0.75	1.00	109.33	111.08
	STEM Education			3.33	3.33
	Total of Department	8.42	1.00	113.67	123.08
Total Overall	247.33	230.75	455.00	933.08	

* Data includes consortium hours.

The Citadel: Credit Hours by Part of Term



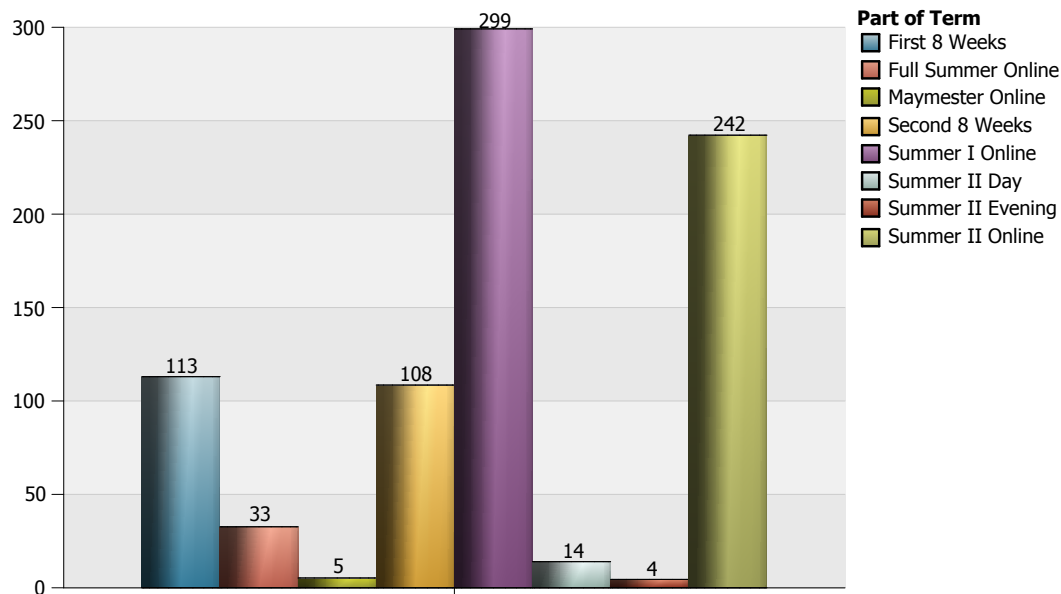
Part of Term		1 Undergraduate	2 Graduate	Total
First 8 Weeks	School of Business	645	711	1,356
	Total of Part of Term	645	711	1,356
Full Summer Online	Civil and Environ Engineering	23		23
	Engineer Leadrshp and Prg Mgmt		30	30
	Health and Human Performance	3		3
	History	3		3
	Leadership		15	15
	Modern Language Lit and Cult	171		171
	Political Science		12	12
	Psychology	42		42
	School of Business	18		18
	School of Education		75	75
	Total of Part of Term	260	132	392
Maymester Online	School of Education		63	63
	Total of Part of Term		63	63
Second 8 Weeks	School of Business	672	630	1,302
	Total of Part of Term	672	630	1,302
Summer I Online	Biology	124	12	136
	Chemistry	137		137
	Civil and Environ Engineering	263		263
	Criminal Justice	192	33	225
	Elect and Computer Engineering	3	3	6
	Engineer Leadrshp and Prg Mgmt		3	3
	English	291	21	312
	Health and Human Performance	81	90	171
	History		33	33
	Intelligence and Security Stud	264	21	285

The Citadel: Credit Hours by Part of Term

Part of Term		1 Undergraduate	2 Graduate	Total
Summer I Online	Leadership		117	117
	Mathematical Sciences	232	3	235
	Mechanical Engineering	267	30	297
	Misc Courses and Majors	20		20
	Modern Language Lit and Cult	198		198
	Nursing	34		34
	Physics	47		47
	Political Science	117	75	192
	Psychology	51	378	429
	School of Education	6	444	450
	Total of Part of Term	2,327	1,263	3,590
Summer II Day	Biology	42		42
	Chemistry	126		126
	Total of Part of Term	168		168
Summer II Evening	Mechanical Engineering	54		54
	Total of Part of Term	54		54
Summer II Online	Biology	6	18	24
	Civil and Environ Engineering	30	51	81
	Criminal Justice	270	63	333
	Cyber and Computer Sciences	138		138
	Elect and Computer Engineering	69	15	84
	Engineer Leadrshp and Prg Mgmt		36	36
	English	174	3	177
	Health and Human Performance	23	120	143
	History	39	48	87
	Intelligence and Security Stud	99	3	102
	Leadership		120	120
	Mathematical Sciences	373		373
	Mechanical Engineering		9	9
	Misc Courses and Majors	49		49
	Modern Language Lit and Cult	75		75
	Nursing	42		42
	Political Science	84	75	159
	Psychology	33	294	327
	School of Education	107	441	548
	Total of Part of Term	1,611	1,296	2,907
Total Overall	5,737	4,095	9,832	

* Data includes consortium hours.

The Citadel: Full-time Equivalency (FTE) Data by Part of Term



Part of Term		1 Undergraduate	2 Graduate	Total
First 8 Weeks	School of Business	53.75	79.00	132.75
	Total of Part of Term	53.75	79.00	132.75
Full Summer Online	Civil and Environ Engineering	1.92		1.92
	Engineer Leadrshp and Prg Mgmt		3.33	3.33
	Health and Human Performance	0.25		0.25
	History	0.25		0.25
	Leadership		1.67	1.67
	Modern Language Lit and Cult	14.25		14.25
	Political Science		1.33	1.33
	Psychology	3.50		3.50
	School of Business	1.50		1.50
	School of Education		8.33	8.33
	Total of Part of Term	21.67	14.67	36.33
Maymester Online	School of Education		7.00	7.00
	Total of Part of Term		7.00	7.00
Second 8 Weeks	School of Business	56.00	70.00	126.00
	Total of Part of Term	56.00	70.00	126.00
Summer I Online	Biology	10.33	1.33	11.67
	Chemistry	11.42		11.42
	Civil and Environ Engineering	21.92		21.92
	Criminal Justice	16.00	3.67	19.67
	Elect and Computer Engineering	0.25	0.33	0.58
	Engineer Leadrshp and Prg Mgmt		0.33	0.33
	English	24.25	2.33	26.58
	Health and Human Performance	6.75	10.00	16.75
	History		3.67	3.67
Intelligence and Security Stud	22.00	2.33	24.33	

The Citadel: Full-time Equivalency (FTE) Data by Part of Term

Part of Term		1 Undergraduate	2 Graduate	Total
Summer I Online	Leadership		13.00	13.00
	Mathematical Sciences	19.33	0.33	19.67
	Mechanical Engineering	22.25	3.33	25.58
	Misc Courses and Majors	1.67		1.67
	Modern Language Lit and Cult	16.50		16.50
	Nursing	2.83		2.83
	Physics	3.92		3.92
	Political Science	9.75	8.33	18.08
	Psychology	4.25	42.00	46.25
	School of Education	0.50	49.33	49.83
	Total of Part of Term	193.92	140.33	334.25
Summer II Day	Biology	3.50		3.50
	Chemistry	10.50		10.50
	Total of Part of Term	14.00		14.00
Summer II Evening	Mechanical Engineering	4.50		4.50
	Total of Part of Term	4.50		4.50
Summer II Online	Biology	0.50	2.00	2.50
	Civil and Environ Engineering	2.50	5.67	8.17
	Criminal Justice	22.50	7.00	29.50
	Cyber and Computer Sciences	11.50		11.50
	Elect and Computer Engineering	5.75	1.67	7.42
	Engineer Leadrshp and Prg Mgmt		4.00	4.00
	English	14.50	0.33	14.83
	Health and Human Performance	1.92	13.33	15.25
	History	3.25	5.33	8.58
	Intelligence and Security Stud	8.25	0.33	8.58
	Leadership		13.33	13.33
	Mathematical Sciences	31.08		31.08
	Mechanical Engineering		1.00	1.00
	Misc Courses and Majors	4.08		4.08
	Modern Language Lit and Cult	6.25		6.25
	Nursing	3.50		3.50
	Political Science	7.00	8.33	15.33
	Psychology	2.75	32.67	35.42
	School of Education	8.92	49.00	57.92
	Total of Part of Term	134.25	144.00	278.25
Total Overall		478.08	455.00	933.08

* Data includes consortium hours.