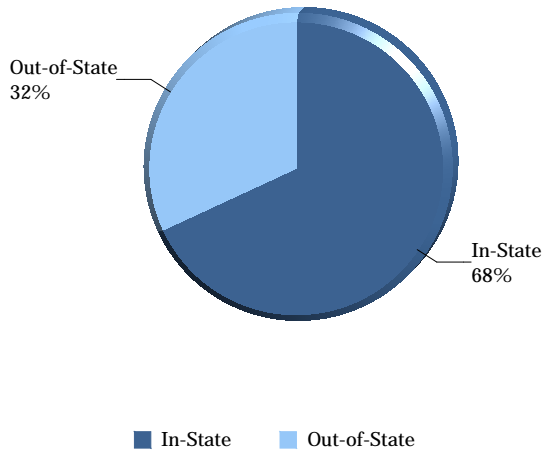


The Citadel: Enrollment by Residency



CHE Residency Classification for Fee Purposes	In-State	Out-of-State	Total
Active Duty Students	32		32
Cadets	1361	743	2104
College Transfer Program Students	173	43	216
Day Students		1	1
Fifth Year Day Students	24	9	33
Graduate Students	718	308	1026
Off Campus Students Enrolled in Citadel Courses	9	11	20
Transient Students	18	17	35
Veteran Students (Day)	84	1	85
Total of Residency	2419	1133	3552

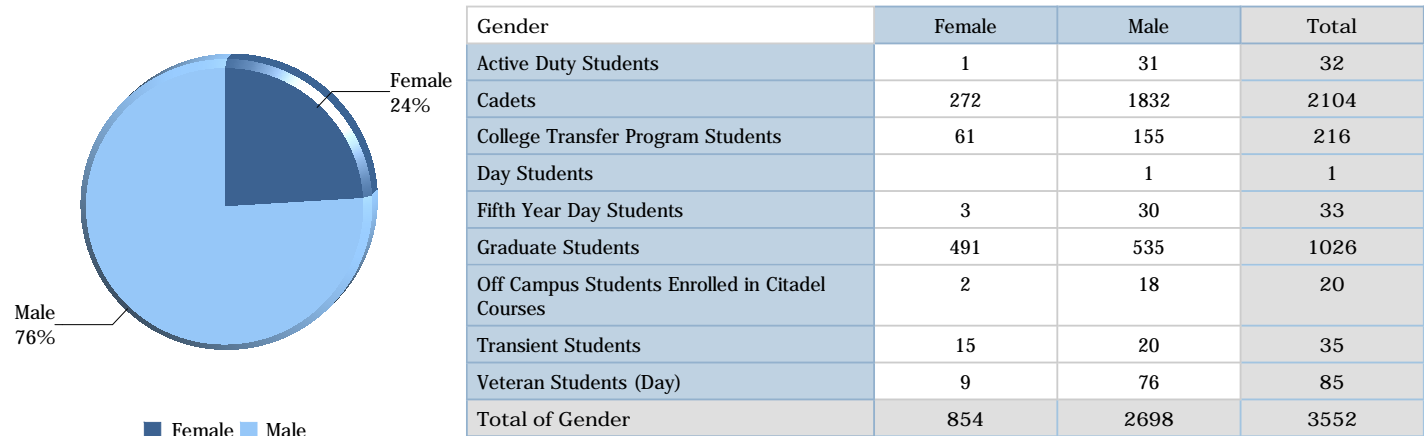
CHE Residency Classification for Fee Purposes				
Active Duty Students	In-State	(A) Resident Exception: Military Personnel and their Dependents		10
		(I) Resident Exception: Covered Individuals Receiving Veterans GI Bill Chapter 30 and 33 Education Benefits		7
		SC Resident		15
	Total			32
Cadets	In-State	(A) Resident Exception: Military Personnel and their Dependents		6
		(B) Resident Exception: Faculty and Administration Employees and their Dependents		1
		(C) Resident Exception: Full-time Employee and their Dependents		5
		(D) Resident Exception: Retired Persons and their Dependents		7
		(F) Resident Exception: Scholarships Approved by Boards of Trustees		83
		(I) Resident Exception: Covered Individuals Receiving Veterans GI Bill Chapter 30 and 33 Education Benefits		125
		SC Resident		1134
	Out-of-State	Non SC Resident		743
Total				2104
College Transfer Program Students	In-State	(I) Resident Exception: Covered Individuals Receiving Veterans GI Bill Chapter 30 and 33 Education Benefits		7
		SC Resident		166
	Out-of-State	Non SC Resident		43
	Total			216
Day Students	Out-of-State	Non SC Resident		1
	Total			1
Fifth Year Day Students	In-State	(F) Resident Exception: Scholarships Approved by Boards of Trustees		2
		SC Resident		22
	Out-of-State	Non SC Resident		9
	Total			33

The Citadel: Enrollment by Residency

Graduate Students	In-State	(A) Resident Exception: Military Personnel and their Dependents	3
		(C) Resident Exception: Full-time Employee and their Dependents	1
		(F) Resident Exception: Scholarships Approved by Boards of Trustees	7
		(I) Resident Exception: Covered Individuals Receiving Veterans GI Bill Chapter 30 and 33 Education Benefits	12
		SC Resident	695
	Out-of-State	Non SC Resident	308
	Total		1026
Off Campus Students Enrolled in Citadel Courses	In-State	(F) Resident Exception: Scholarships Approved by Boards of Trustees	1
		SC Resident	8
	Out-of-State	Non SC Resident	11
	Total		20
Transient Students	In-State	SC Resident	18
	Out-of-State	Non SC Resident	17
	Total		35
Veteran Students (Day)	In-State	(A) Resident Exception: Military Personnel and their Dependents	1
		(I) Resident Exception: Covered Individuals Receiving Veterans GI Bill Chapter 30 and 33 Education Benefits	37
		SC Resident	46
	Out-of-State	Non SC Resident	1
	Total		85
Total			3552

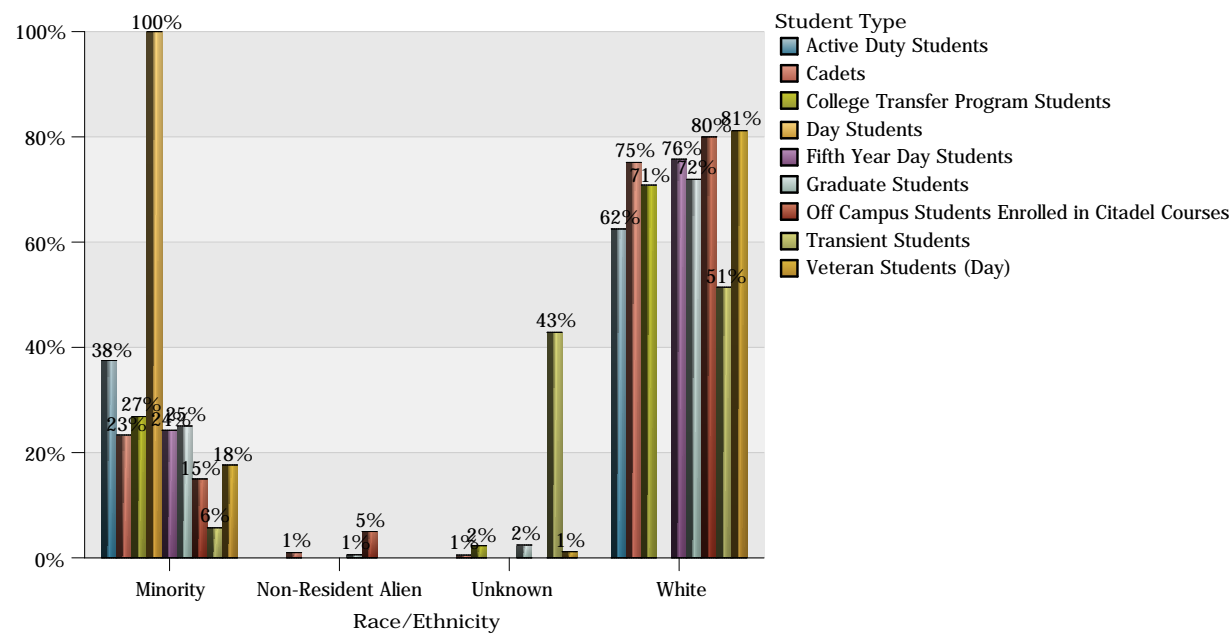
* Off campus students include students studying abroad, studying away in the US, and those serving an internship.

The Citadel: Enrollment by Gender



* Off campus students include students studying abroad, studying away in the US, and those serving an internship.

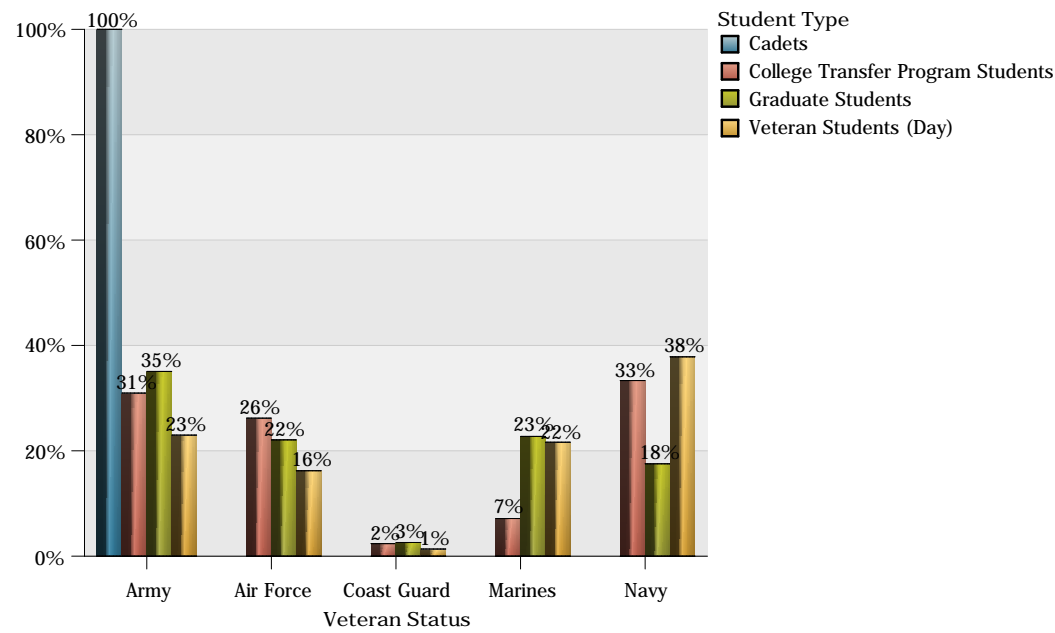
The Citadel: Enrollment by Race/Ethnicity



Race/Ethnicity	American Indian or Alaskan Native	Asian	Black or African American	Hispanic	More Than 1 Race	Native Hawaiian or Pacific Islander	Non-Resident Alien	Unknown	White	Total
Active Duty Students			3	4	4	1			20	32
Cadets	6	46	152	179	101	7	21	11	1581	2104
College Transfer Program Students		2	22	29	5			5	153	216
Day Students				1						1
Fifth Year Day Students			3	3	2				25	33
Graduate Students	2	28	131	56	37	3	6	25	738	1026
Off Campus Students Enrolled in Citadel Courses				1	2		1		16	20
Transient Students			1	1				15	18	35
Veteran Students (Day)	1	3		8	2	1		1	69	85
Total of Race/Ethnicity	9	79	312	282	153	12	28	57	2620	3552

* Off campus students include students studying abroad, studying away in the US, and those serving an internship.

The Citadel: Enrollment by Veteran Status



Student Type	Air Force	Army	Coast Guard	Marines	Navy	Total
Cadets		2				2
College Transfer Program Students	11	13	1	3	14	42
Graduate Students	34	54	4	35	27	154
Veteran Students (Day)	12	17	1	16	28	74
Total	57	86	6	54	69	272

* Veteran status is self-reported.

The Citadel
Student Enrollment Profile
Spring 2024

The Citadel: Undergraduate Primary Program Enrollment

Primary Program	Count
BA Chemistry	10
BA Criminal Justice	162
BA English	9
BA History	48
BA Intelligence and Security Stu	58
BA Intelligence and Security Stu (Business Intelligence)	19
BA Intelligence and Security Stu (Chinese Area Studies)	10
BA Intelligence and Security Stu (Counterterrorism)	80
BA Intelligence and Security Stu (General Intelligence)	83
BA Intelligence and Security Stu (Military Intelligence, Chinese Area Studies)	1
BA Intelligence and Security Stu (Military Intelligence)	102
BA Modern Language (French)	1
BA Modern Language (Spanish)	2
BA Political Science	7
BA Political Science (American Govt)	21
BA Political Science (Intl and Mlty Affairs)	58
BA Political Science (Law and Legal Studies)	46
BA Psychology	50
BS Biology	110
BS Chemistry	11
BS Chemistry (Biochemistry)	12
BS Computer Science	48
BS Computer Science (Computer Information Systems)	1
BS Cyber Operations	70
BS Exercise Science	102
BS Mathematics	12
BS Physical Education (Health and Wellness)	1
BS Physical Education (Physical Education Teaching)	2
BS Physical Education (Pre Physical Educ Teaching)	11
BS Physics	20
BS Pre-Secondary Education (Education Social Studies)	4
BS Secondary Education (Education Biology)	2
BS Secondary Education (Education Social Studies)	19
BS Sport Management	32
BS Strength and Conditioning	8
BS Tac Strength and Conditioning	7
BSBA Accounting	50
BSBA Business Administration	106
BSBA Finance	143
BSBA Management	142
BSBA Marketing & Business Dev	157
BSBA Supply Chain Management	128
BSCE Civil Engineering	118
BSCMPE Computer Engineering	17

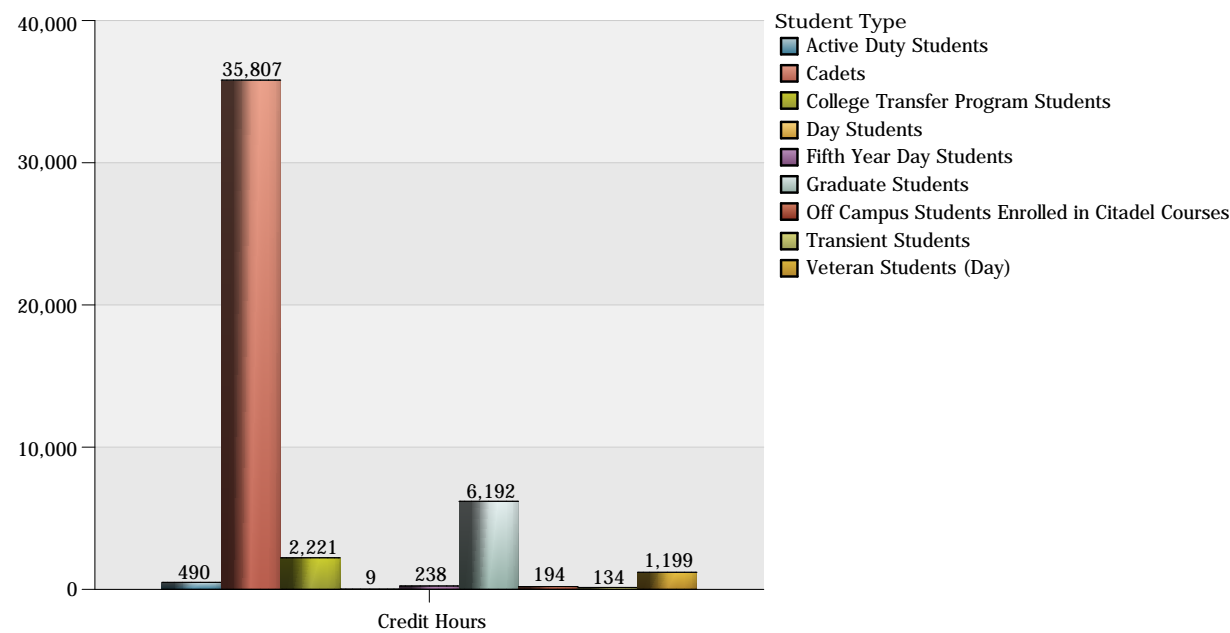
The Citadel: Undergraduate Primary Program Enrollment

Primary Program	Count
BSCONE Construction Engineering	62
BSEE Electrical Engineering	76
BSME Mechanical Engineering	209
BSN Nursing	42
NDG Undeclared Undergraduate	37
Overall - Total	2526

The Citadel: Undergraduate Secondary Program Enrollment

Perogram	Count
BA Chemistry	2
BA Criminal Justice	6
BA English	5
BA History	4
BA Intelligence and Security Stu	10
BA Intelligence and Security Stu (Business Intelligence)	1
BA Intelligence and Security Stu (General Intelligence)	1
BA Intelligence and Security Stu (Military Intelligence)	1
BA Modern Language	1
BA Modern Language (French)	5
BA Modern Language (German)	5
BA Modern Language (Spanish)	20
BA Political Science	1
BA Political Science (American Govt)	1
BA Political Science (Intl and Mlty Affairs)	6
BA Political Science (Law and Legal Studies)	1
BA Psychology	8
BS Biology	3
BS Chemistry	2
BS Computer Science	16
BS Cyber Operations	6
BS Mathematics	2
BS Physics	1
BSBA Accounting	1
BSBA Business Administration	1
BSBA Finance	3
BSBA Management	1
BSBA Marketing & Business Dev	1
BSBA Supply Chain Management	1
BSCMPE Computer Engineering	1
BSEE Electrical Engineering	1
Overall - Total	118

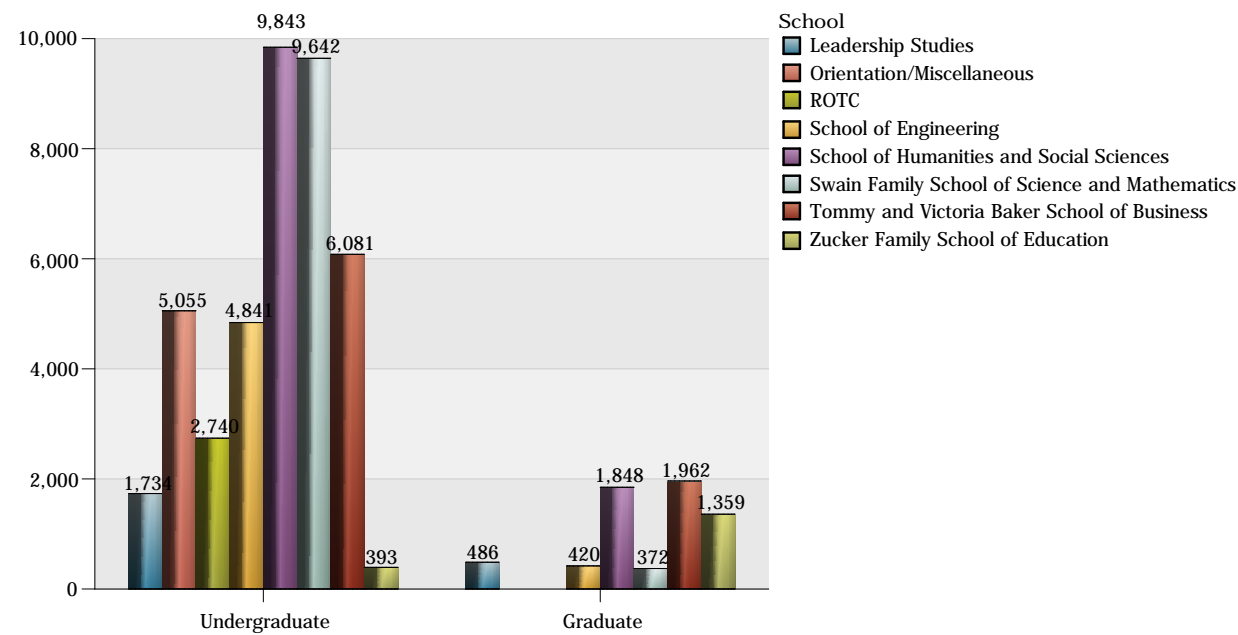
The Citadel: Credit Hours and Full-time Equivalency (FTE) Data by Student Type



	Credit Hours	FTE
Active Duty Students	490	40.83
Cadets	35,807	2,983.92
College Transfer Program Students	2,221	185.08
Day Students	9	0.75
Fifth Year Day Students	238	19.83
Graduate Students	6,192	688.00
Off Campus Students Enrolled in Citadel Courses	194	16.17
Transient Students	134	11.17
Veteran Students (Day)	1,199	99.92
Total	46,484	4,045.67

* Off campus students include students studying abroad, studying away in the US, and those serving an internship.

The Citadel: Credit Hours by Department



Department and Subject Area		1 Lower Division	2 Upper Division	3 Graduate	Total
Accounting and Finance	Accounting	810	210	174	1,194
	Finance, General		642	231	873
	Total of Department	810	852	405	2,067
Aerospace Studies	Air Force ROTC	461	111		572
	Total of Department	461	111		572
Biology	Biology and Biological Science	1,224	310	30	1,564
	Total of Department	1,224	310	30	1,564
Chemistry	Chemistry	853	115		968
	Total of Department	853	115		968
Civil and Environmental Engineering	Civil Engineering	626	1,199	84	1,909
	Construction Engineering		494		494
	Total of Department	626	1,693	84	2,403
Criminal Justice	Computer & Information Systems		75		75
	Crim Just and Law Enf Admin	381	912	99	1,392
	Sociology	81			81
	Total of Department	462	987	99	1,548
Cyber and Computer Sciences	Computer & Information Systems		81		81
	Computer and Info Sciences	552	423	93	1,068
	Project Management			6	6
	Total of Department	552	504	99	1,155
Electrical and Computer Engineering	Electrical & Electronics Eng	266	708	30	1,004
	Total of Department	266	708	30	1,004
Engineering Leadership and Program Management	Engineering and Industrial Mgt			105	105

The Citadel: Credit Hours by Department

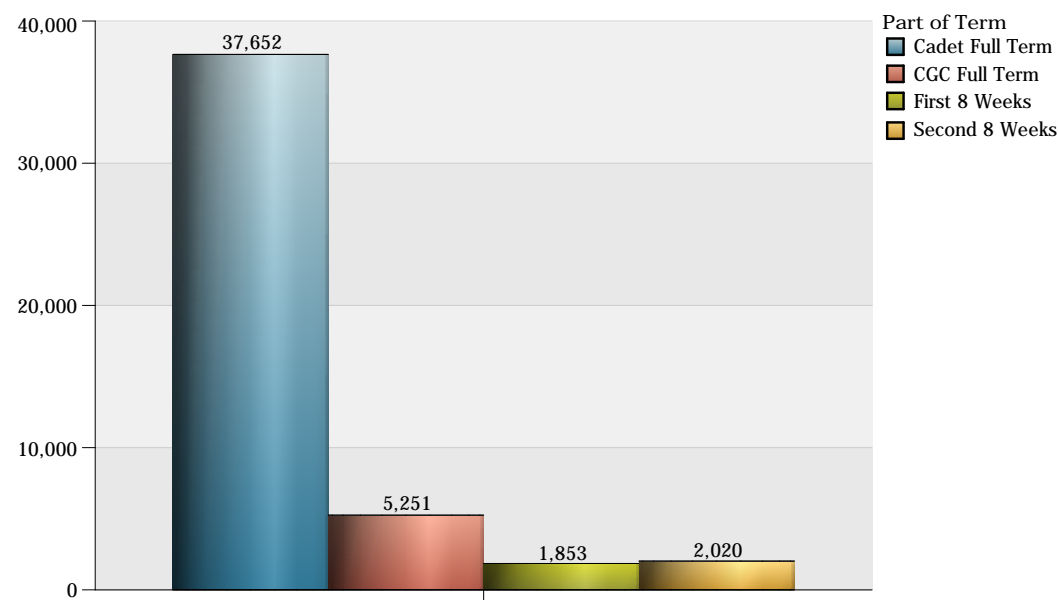
Department and Subject Area		1 Lower Division	2 Upper Division	3 Graduate	Total
Engineering Leadership and Program Management	Project Management		96	147	243
	Total of Department		96	252	348
English, Fine Arts and Communications	Communication, General	786	6		792
	English Language and Lit	135	150	57	342
	Fine Arts & Art Studies, Other	126	675		801
	Music Performance	57	30		87
	Philosophy	48	57		105
	Total of Department	1,152	918	57	2,127
General Education	Behavioral Sciences		879		879
	Liberal Arts and Sciences	1,155			1,155
	Multi/Interdisciplinary Stud		432		432
	Multi/Interdisciplinary, Other		1,851		1,851
	Natural Sciences		591		591
	Total of Department	1,155	3,753		4,908
Health and Human Performance	Gerontology		44		44
	Kinesiology and Exer Science	1,188	371	234	1,793
	Phys Ed Teaching and Coaching	66	902	9	977
	Total of Department	1,254	1,317	243	2,814
History	European History	75			75
	History	264	621	66	951
	Military History			222	222
	Total of Department	339	621	288	1,248
Honors	Economics		3		3
	Liberal Arts and Sci Other	29	41		70
	Mathematics	44			44
	Sociology		6		6
	Total of Department	73	50		123
Intelligence and Security Studies	Homeland Secuity	438			438
	Intelligence, General	48	1,197	303	1,548
	Total of Department	486	1,197	303	1,986
Leadership Studies	Liberal Arts and Sciences	1,044	3		1,047
	Organizational Leadership		687	486	1,173
	Total of Department	1,044	690	486	2,220
Management and Entrepreneurship	Business Admin & Mgmt, General	633	1,428	948	3,009
	Entrepreneurship/Entre Studies		414	180	594
	Total of Department	633	1,842	1,128	3,603
Marketing, Supply Chain Management and Economics	Business/Managerial Economics	726	39	6	771
	Logistics, Materials, and Supp		378	189	567
	Marketing/Marketing Mgmt,		762	234	996

The Citadel: Credit Hours by Department

Department and Subject Area		1 Lower Division	2 Upper Division	3 Graduate	Total
Marketing, Supply Chain Management and Economics	Gen				
	Total of Department	726	1,179	429	2,334
Mathematical Sciences	Mathematics	2,171	168		2,339
	Total of Department	2,171	168		2,339
Mechanical Engineering	Mechanical Engineering	144	1,308	54	1,506
	Total of Department	144	1,308	54	1,506
Military Science	Army ROTC	823	750		1,573
	Total of Department	823	750		1,573
Modern Languages, Literatures and Cultures	Chinese Language and Lit	138	48		186
	French Language and Lit	174	21		195
	German Language and Lit	267	42		309
	Spanish Language and Lit	963	153		1,116
	Total of Department	1,542	264		1,806
Naval Science	Navy and Marine Corps ROTC	373	222		595
	Total of Department	373	222		595
Orientation/Miscellaneous	Liberal Arts and Sciences	24			24
	Total of Department	24			24
Physics	Astronomy	214			214
	Physics	495	93		588
	Physics, Other		18		18
	Total of Department	709	111		820
Political Science	Anthropology	75			75
	Political Sci and Government	147	1,116	117	1,380
	Total of Department	222	1,116	117	1,455
Psychology	Psychology	177	360	984	1,521
	Total of Department	177	360	984	1,521
Swain Family Department of Nursing	Registered Nursing/Reg Nurse	56	298		354
	Total of Department	56	298		354
Tommy and Victoria Baker School of Business	Business Admin & Mgmt, General	39			39
	Total of Department	39			39
Zucker Family School of Education	Educational/Instructional Tech			27	27
	Higher Education			33	33
	Secondary Ed and Teaching	183	210	1,203	1,596
	STEM Education			96	96
	Total of Department	183	210	1,359	1,752
Total Overall		18,579	21,750	6,447	46,776

* Data includes consortium hours.

The Citadel: Credit Hours by Part of Term



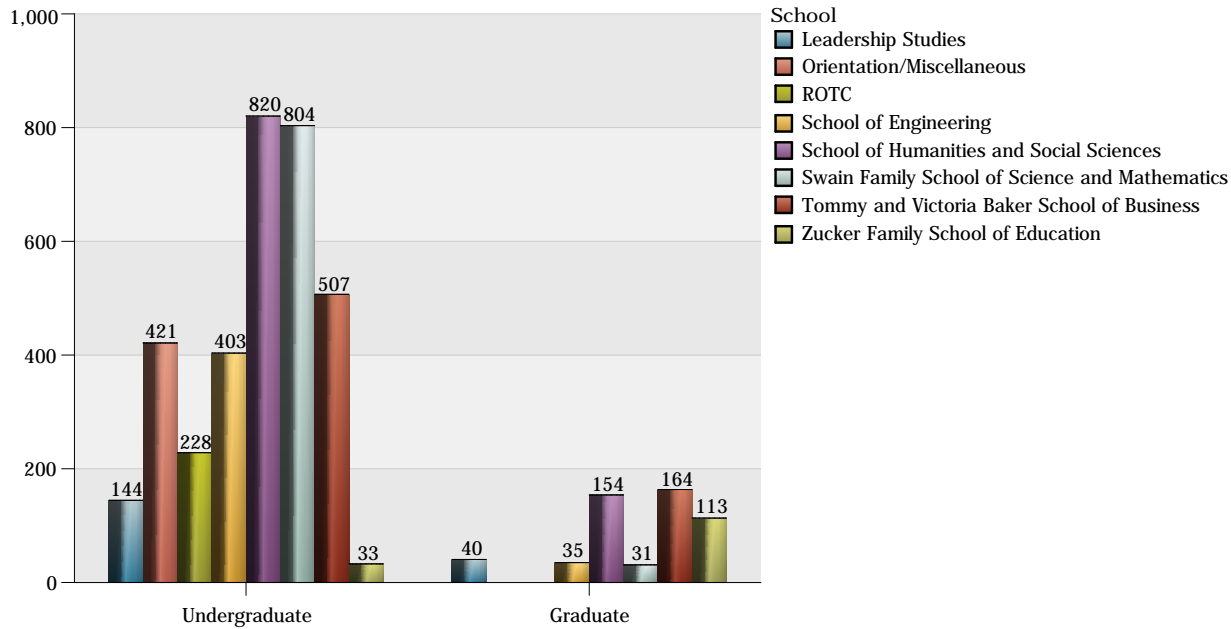
Part of Term		1 Undergraduate	2 Graduate	Total
Cadet Full Term	Accounting and Finance	1,500		1,500
	Aerospace Studies	572		572
	Associate VP Academic Affairs	5,949		5,949
	Biology	1,534		1,534
	Chemistry	968		968
	Civil and Environ Engineering	1,987		1,987
	Criminal Justice	1,224		1,224
	Cyber and Computer Sciences	1,053		1,053
	Elect and Computer Engineering	712		712
	Engineer Leadrshp and Prg Mgmt	96		96
	English	2,053		2,053
	Health and Human Performance	2,278		2,278
	History	960		960
	Intelligence and Security Stud	1,398		1,398
	Leadership	690		690
	Management & Entrepreneurship	1,980		1,980
	Marketing Supply Chain & Econo	1,701		1,701
	Mathematical Sciences	2,383		2,383
	Mechanical Engineering	1,278		1,278
	Military Science	1,573		1,573
	Misc Courses and Majors	96		96
	Modern Language Lit and Cult	1,806		1,806
	Naval Science	595		595
	Nursing	211		211
	Orientation/Leadership	3		3
	Physics	820		820
	Political Science	1,308		1,308

The Citadel
Student Enrollment Profile
Spring 2024

The Citadel: Credit Hours by Part of Term

Part of Term		1 Undergraduate	2 Graduate	Total
Cadet Full Term	Psychology	537		537
	School of Education	387		387
	Total of Part of Term	37,652		37,652
CGC Full Term	Biology		30	30
	Civil and Environ Engineering	329	84	413
	Criminal Justice	225	99	324
	Cyber and Computer Sciences	3	99	102
	Elect and Computer Engineering	262	30	292
	Engineer Leadrshp and Prg Mgmt		273	273
	English		57	57
	Health and Human Performance	50	89	139
	Health Exercise Sport Science		7	7
	History		288	288
	Intelligence and Security Stud	285	303	588
	Leadership		45	45
	Marketing Supply Chain & Econo	3	6	9
	Mechanical Engineering	174	33	207
	Nursing	143		143
	Political Science	30	117	147
	Psychology		915	915
	School of Education	6	1,266	1,272
	Total of Part of Term	1,510	3,741	5,251
First 8 Weeks	Accounting and Finance	114	174	288
	Health and Human Performance	117	66	183
	Leadership		219	219
	Management & Entrepreneurship	273	318	591
	Marketing Supply Chain & Econo	87	234	321
	Misc Courses and Majors	20		20
	Psychology		24	24
	School of Business		153	153
	School of Education		54	54
	Total of Part of Term	611	1,242	1,853
Second 8 Weeks	Accounting and Finance	48	231	279
	Civil and Environ Engineering	3		3
	Health and Human Performance	126	81	207
	Leadership		222	222
	Management & Entrepreneurship	222	438	660
	Marketing Supply Chain & Econo	153	189	342
	Misc Courses and Majors	4		4
	Psychology		45	45
	School of Business		219	219
	School of Education		39	39
	Total of Part of Term	556	1,464	2,020
Total Overall		40,329	6,447	46,776

The Citadel: Full-time Equivalency (FTE) Data by Department



Department and Subject Area		1 Lower Division	2 Upper Division	3 Graduate	Total
Accounting and Finance	Accounting	67.50	17.50	19.33	104.33
	Finance, General		53.50	25.67	79.17
	Total of Department	67.50	71.00	45.00	183.50
Aerospace Studies	Air Force ROTC	38.42	9.25		47.67
	Total of Department	38.42	9.25		47.67
Biology	Biology and Biological Science	102.00	25.83	3.33	131.17
	Total of Department	102.00	25.83	3.33	131.17
Chemistry	Chemistry	71.08	9.58		80.67
	Total of Department	71.08	9.58		80.67
Civil and Environmental Engineering	Civil Engineering	52.17	99.92	9.33	161.42
	Construction Engineering		41.17		41.17
	Total of Department	52.17	141.08	9.33	202.58
Criminal Justice	Computer & Information Systems		6.25		6.25
	Crim Just and Law Enf Admin	31.75	76.00	11.00	118.75
	Sociology	6.75			6.75
	Total of Department	38.50	82.25	11.00	131.75
Cyber and Computer Sciences	Computer & Information Systems		6.75		6.75
	Computer and Info Sciences	46.00	35.25	10.33	91.58
	Project Management			0.67	0.67
	Total of Department	46.00	42.00	11.00	99.00
Electrical and Computer Engineering	Electrical & Electronics Eng	22.17	59.00	3.33	84.50
	Total of Department	22.17	59.00	3.33	84.50
Engineering Leadership and Program Management	Engineering and Industrial Mgt			11.67	11.67

The Citadel: Full-time Equivalency (FTE) Data by Department

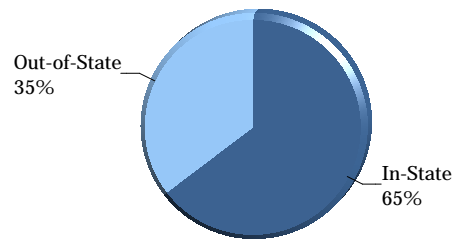
Department and Subject Area		1 Lower Division	2 Upper Division	3 Graduate	Total
Engineering Leadership and Program Management	Project Management		8.00	16.33	24.33
	Total of Department		8.00	28.00	36.00
English, Fine Arts and Communications	Communication, General	65.50	0.50		66.00
	English Language and Lit	11.25	12.50	6.33	30.08
	Fine Arts & Art Studies, Other	10.50	56.25		66.75
	Music Performance	4.75	2.50		7.25
	Philosophy	4.00	4.75		8.75
	Total of Department	96.00	76.50	6.33	178.83
General Education	Behavioral Sciences		73.25		73.25
	Liberal Arts and Sciences	96.25			96.25
	Multi/Interdisciplinary Stud		36.00		36.00
	Multi/Interdisciplinary, Other		154.25		154.25
	Natural Sciences		49.25		49.25
	Total of Department	96.25	312.75		409.00
Health and Human Performance	Gerontology		3.67		3.67
	Kinesiology and Exer Science	99.00	30.92	26.00	155.92
	Phys Ed Teaching and Coaching	5.50	75.17	1.00	81.67
	Total of Department	104.50	109.75	27.00	241.25
History	European History	6.25			6.25
	History	22.00	51.75	7.33	81.08
	Military History			24.67	24.67
	Total of Department	28.25	51.75	32.00	112.00
Honors	Economics		0.25		0.25
	Liberal Arts and Sci Other	2.42	3.42		5.83
	Mathematics	3.67			3.67
	Sociology		0.50		0.50
	Total of Department	6.08	4.17		10.25
Intelligence and Security Studies	Homeland Secuity	36.50			36.50
	Intelligence, General	4.00	99.75	33.67	137.42
	Total of Department	40.50	99.75	33.67	173.92
Leadership Studies	Liberal Arts and Sciences	87.00	0.25		87.25
	Organizational Leadership		57.25	54.00	111.25
	Total of Department	87.00	57.50	54.00	198.50
Management and Entrepreneurship	Business Admin & Mgmt, General	52.75	119.00	105.33	277.08
	Entrepreneurship/Entre Studies		34.50	20.00	54.50
	Total of Department	52.75	153.50	125.33	331.58
Marketing, Supply Chain Management and Economics	Business/Managerial Economics	60.50	3.25	0.67	64.42
	Logistics, Materials, and Supp		31.50	21.00	52.50
	Marketing/Marketing Mgmt,		63.50	26.00	89.50

The Citadel: Full-time Equivalency (FTE) Data by Department

Department and Subject Area		1 Lower Division	2 Upper Division	3 Graduate	Total
Marketing, Supply Chain Management and Economics	Gen				
	Total of Department	60.50	98.25	47.67	206.42
Mathematical Sciences	Mathematics	180.92	14.00		194.92
	Total of Department	180.92	14.00		194.92
Mechanical Engineering	Mechanical Engineering	12.00	109.00	6.00	127.00
	Total of Department	12.00	109.00	6.00	127.00
Military Science	Army ROTC	68.58	62.50		131.08
	Total of Department	68.58	62.50		131.08
Modern Languages, Literatures and Cultures	Chinese Language and Lit	11.50	4.00		15.50
	French Language and Lit	14.50	1.75		16.25
	German Language and Lit	22.25	3.50		25.75
	Spanish Language and Lit	80.25	12.75		93.00
	Total of Department	128.50	22.00		150.50
Naval Science	Navy and Marine Corps ROTC	31.08	18.50		49.58
	Total of Department	31.08	18.50		49.58
Orientation/Miscellaneous	Liberal Arts and Sciences	2.00			2.00
	Total of Department	2.00			2.00
Physics	Astronomy	17.83			17.83
	Physics	41.25	7.75		49.00
	Physics, Other		1.50		1.50
	Total of Department	59.08	9.25		68.33
Political Science	Anthropology	6.25			6.25
	Political Sci and Government	12.25	93.00	13.00	118.25
	Total of Department	18.50	93.00	13.00	124.50
Psychology	Psychology	14.75	30.00	109.33	154.08
	Total of Department	14.75	30.00	109.33	154.08
Swain Family Department of Nursing	Registered Nursing/Reg Nurse	4.67	24.83		29.50
	Total of Department	4.67	24.83		29.50
Tommy and Victoria Baker School of Business	Business Admin & Mgmt, General	3.25			3.25
	Total of Department	3.25			3.25
Zucker Family School of Education	Educational/Instructional Tech			3.00	3.00
	Higher Education			3.67	3.67
	Secondary Ed and Teaching	15.25	17.50	133.67	166.42
	STEM Education			10.67	10.67
	Total of Department	15.25	17.50	151.00	183.75
Total Overall		1,548.25	1,812.50	716.33	4,077.08

* Data includes consortium hours.

South Carolina Corps of Cadets: Enrollment by Residency



CHE Residency Classification for Fee Purposes	In-State	Out-of-State	Total
1st Year Cadet	395	240	635
2nd Year Cadet	369	205	574
3rd Year Cadet	322	163	485
4th Year Cadet	271	134	405
5th Year Cadet	4	1	5
Total of Residency	1361	743	2104

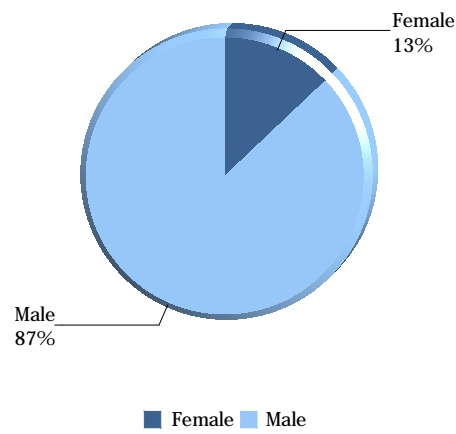
■ In-State ■ Out-of-State

CHE Residency Classification for Fee Purposes			
1st Year Cadet	In-State	(D) Resident Exception: Retired Persons and their Dependents	1
		(F) Resident Exception: Scholarships Approved by Boards of Trustees	25
		(I) Resident Exception: Covered Individuals Receiving Veterans GI Bill Chapter 30 and 33 Education Benefits	39
		SC Resident	330
	Out-of-State	Non SC Resident	240
	Total		635
2nd Year Cadet	In-State	(A) Resident Exception: Military Personnel and their Dependents	1
		(F) Resident Exception: Scholarships Approved by Boards of Trustees	20
		(I) Resident Exception: Covered Individuals Receiving Veterans GI Bill Chapter 30 and 33 Education Benefits	44
		SC Resident	304
	Out-of-State	Non SC Resident	205
	Total		574
3rd Year Cadet	In-State	(A) Resident Exception: Military Personnel and their Dependents	2
		(C) Resident Exception: Full-time Employee and their Dependents	3
		(D) Resident Exception: Retired Persons and their Dependents	2
		(F) Resident Exception: Scholarships Approved by Boards of Trustees	21
		(I) Resident Exception: Covered Individuals Receiving Veterans GI Bill Chapter 30 and 33 Education Benefits	24
		SC Resident	270
	Out-of-State	Non SC Resident	163
	Total		485
4th Year Cadet	In-State	(A) Resident Exception: Military Personnel and their Dependents	3
		(B) Resident Exception: Faculty and Administration Employees and their Dependents	1
		(C) Resident Exception: Full-time Employee and their Dependents	2
		(D) Resident Exception: Retired Persons and their Dependents	4
		(F) Resident Exception: Scholarships Approved by Boards of Trustees	17
		(I) Resident Exception: Covered Individuals Receiving Veterans GI Bill Chapter 30 and 33 Education Benefits	18
		SC Resident	226
	Out-of-State	Non SC Resident	134
	Total		405
5th Year Cadet	In-State	SC Resident	4

South Carolina Corps of Cadets: Enrollment by Residency

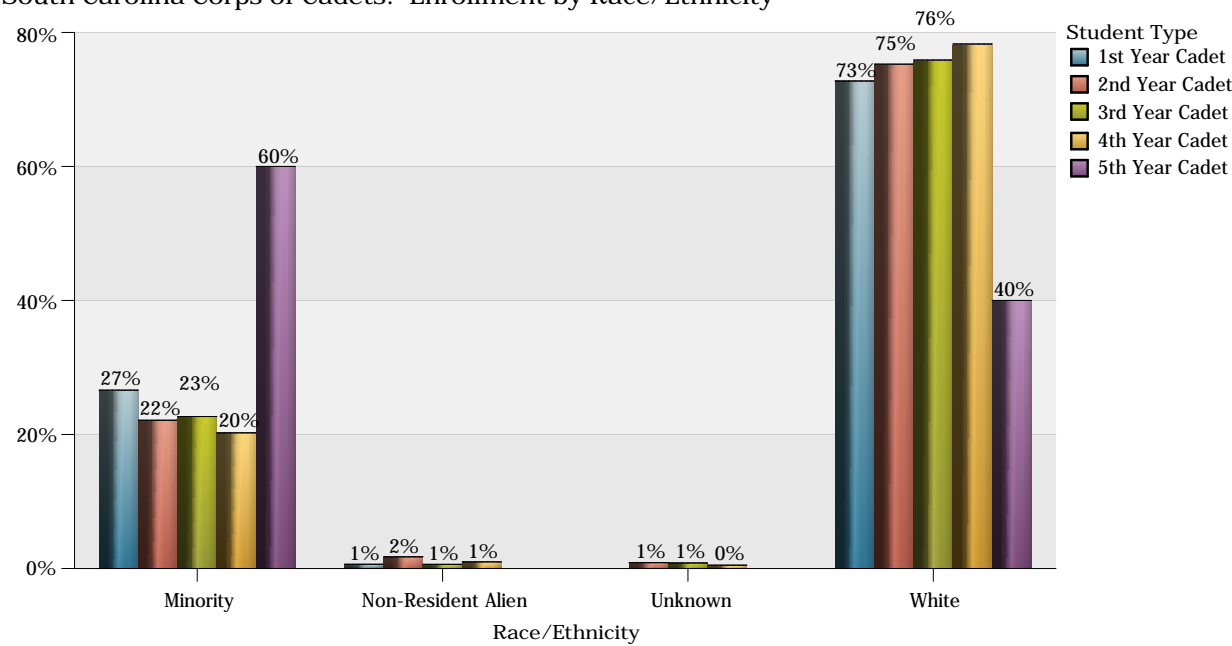
5th Year Cadet	Out-of-State	Non SC Resident	1
	Total		5
Total			2104

South Carolina Corps of Cadets: Enrollment by Gender



Gender	Female	Male	Total
1st Year Cadet	80	555	635
2nd Year Cadet	83	491	574
3rd Year Cadet	58	427	485
4th Year Cadet	49	356	405
5th Year Cadet	2	3	5
Total of Gender	272	1832	2104

South Carolina Corps of Cadets: Enrollment by Race/Ethnicity

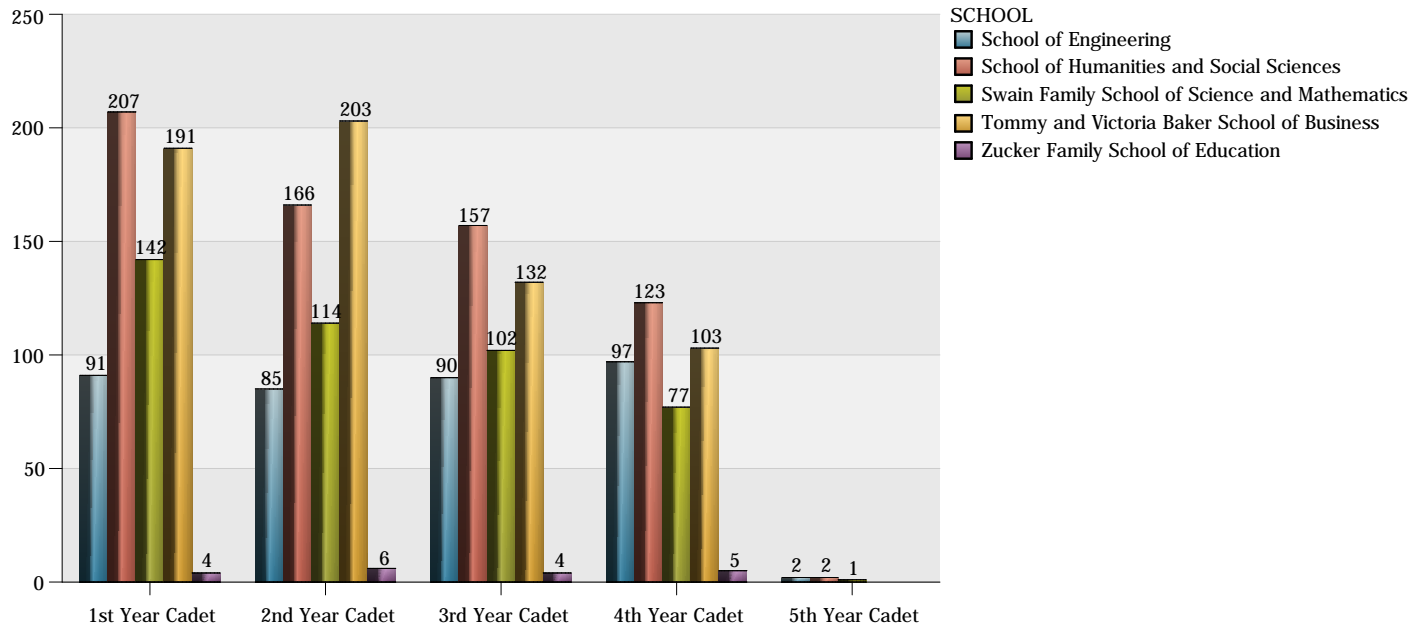


Race/Ethnicity	American Indian or Alaskan Native	Asian	Black or African American	Hispanic	More Than 1 Race	Native Hawaiian or Pacific Islander	Non-Resident Alien	Unknown	White	Total
1st Year Cadet	2	15	50	71	28	3	4		462	635
2nd Year Cadet	1	12	42	43	29		10	5	432	574
3rd Year Cadet	2	13	36	39	18	2	3	4	368	485
4th Year Cadet	1	6	23	25	25	2	4	2	317	405
5th Year Cadet			1	1	1				2	5
Total of Race/Ethnicity	6	46	152	179	101	7	21	11	1581	2104

South Carolina Corps of Cadets: Enrollment by Academic Classification

Academic Classification	1st Year Cadet	2nd Year Cadet	3rd Year Cadet	4th Year Cadet	5th Year Cadet	Total
1) Freshman	476	9				485
2) Sophomore	139	382	19			540
3) Junior	19	164	199	8		390
4) Senior	1	19	267	397	5	689
Total	635	574	485	405	5	2104

South Carolina Corps of Cadets: Enrollment by Degree Program

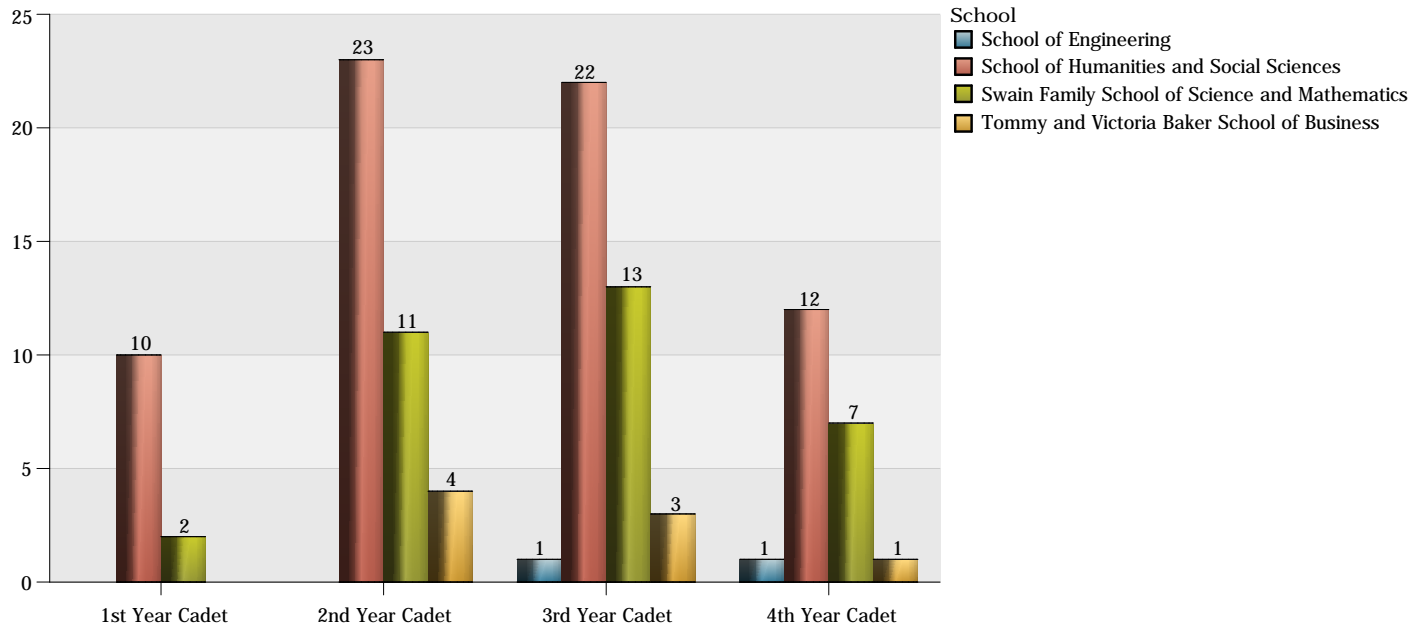


Degree Major (1st Concentration, 2nd Concentration)	1st Year Cadet	2nd Year Cadet	3rd Year Cadet	4th Year Cadet	5th Year Cadet	Total
BA Chemistry		2	6			8
BA Criminal Justice	42	34	29	29		134
BA English	3	1	2	1		7
BA History	19	12	7	9		47
BA Intelligence and Security Stu	17	20	10	4		51
BA Intelligence and Security Stu (Business Intelligence)		7	6	5		18
BA Intelligence and Security Stu (Chinese Area Studies)	3	3	2			8
BA Intelligence and Security Stu (Counterterrorism)	23	18	19	10	1	71
BA Intelligence and Security Stu (General Intelligence)	15	8	10	21	1	55
BA Intelligence and Security Stu (Military Intelligence, Chinese Area Studies)			1			1
BA Intelligence and Security Stu (Military Intelligence)	36	26	21	11		94
BA Modern Language (French)			1			1
BA Modern Language (Spanish)	1	1				2
BA Political Science	2	1				3
BA Political Science (American Govt)	5	5	4	5		19
BA Political Science (Intl and Mlty Affairs)	21	8	14	11		54
BA Political Science (Law and Legal Studies)	9	11	18	7		45
BA Psychology	11	11	13	10		45
BS Biology	43	25	19	20		107
BS Chemistry	3	3	3	2		11
BS Chemistry (Biochemistry)	6	3	1	2		12
BS Computer Science	18	10	4	10		42
BS Cyber Operations	19	17	21	11		68
BS Exercise Science	20	29	24	17		90
BS Mathematics	10		1	1		12

South Carolina Corps of Cadets: Enrollment by Degree Program

Degree Major (1st Concentration, 2nd Concentration)	1st Year Cadet	2nd Year Cadet	3rd Year Cadet	4th Year Cadet	5th Year Cadet	Total
BS Physical Education (Physical Education Teaching)				2		2
BS Physical Education (Pre Physical Educ Teaching)	4	2	4			10
BS Physics	6	9	1	3		19
BS Pre-Secondary Education (Education Social Studies)	2		2			4
BS Secondary Education (Education Biology)		1		1		2
BS Secondary Education (Education Social Studies)	2	5	2	4		13
BS Sport Management	12	6	9	3		30
BSBA Accounting	8	10	15	14		47
BSBA Business Administration	1		2	35		38
BSBA Finance	46	46	31	11		134
BSBA Management	37	53	30	13		133
BSBA Marketing & Business Dev	53	55	27	15		150
BSBA Supply Chain Management	46	39	27	15		127
BSCE Civil Engineering	17	22	26	23	1	89
BSCMPE Computer Engineering		1	6	6		13
BSCONE Construction Engineering	18	15	12	13		58
BSEE Electrical Engineering	8	9	6	8		31
BSME Mechanical Engineering	48	38	40	47	1	174
BSN Nursing	1	8	9	6	1	25
Total	635	574	485	405	5	2104

South Carolina Corps of Cadets: Enrollment by Secondary Program

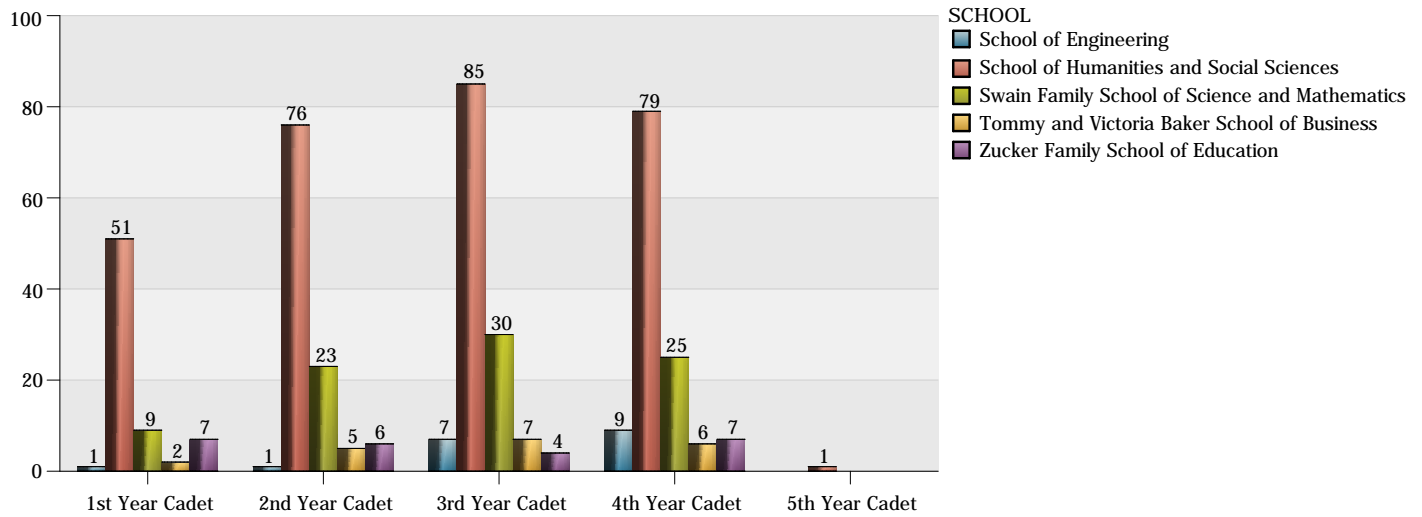


Degree Major (1st Concentration, 2nd Concentration)	1st Year Cadet	2nd Year Cadet	3rd Year Cadet	4th Year Cadet	Total
BA Chemistry		2			2
BA Criminal Justice		3	2	1	6
BA English		3	1		4
BA History	1	2	1		4
BA Intelligence and Security Stu		2	4	2	8
BA Intelligence and Security Stu (Business Intelligence)			1		1
BA Intelligence and Security Stu (Military Intelligence)			1		1
BA Modern Language				1	1
BA Modern Language (French)	2	3			5
BA Modern Language (German)		1	1	3	5
BA Modern Language (Spanish)	6	5	5	2	18
BA Political Science		1			1
BA Political Science (Intl and Mlty Affairs)		1	3		4
BA Political Science (Law and Legal Studies)				1	1
BA Psychology	1	2	3	2	8
BS Biology		2	1		3
BS Chemistry	1		1		2
BS Computer Science	1	4	6	5	16
BS Cyber Operations		1	3	2	6
BS Mathematics		2			2
BS Physics			1		1
BSBA Accounting			1		1
BSBA Business Administration				1	1
BSBA Finance		2	1		3
BSBA Management			1		1
BSBA Marketing & Business Dev		1			1

South Carolina Corps of Cadets: Enrollment by Secondary Program

Degree Major (1st Concentration, 2nd Concentration)	1st Year Cadet	2nd Year Cadet	3rd Year Cadet	4th Year Cadet	Total
BSBA Supply Chain Management		1			1
BSEE Electrical Engineering			1		1
MS Computer and Informa Sciences (Cybersecurity)			1		1
MS Mechanical Engineering				1	1
Total	12	38	39	21	110

South Carolina Corps of Cadets: Enrollment by Minor



Minor	1st Year Cadet	2nd Year Cadet	3rd Year Cadet	4th Year Cadet	5th Year Cadet	Total of Minor
Aerospace Science		1		1		2
Applied Physics		3	2			5
Applied Stats Data Analysis			1			1
Biology	3	1	1	1		6
Business Administration	1	2	5	4		12
Chemistry	3	1	5	5		14
Chinese	2	10	9	2		23
Civil Engineering				1		1
Computer Engineering		1				1
Construction Engineering			7	7		14
Criminal Justice	1	1	2	5		9
Criminal Justice International		1	2	2		5
Cyber Interdisciplinary Stud			1	2		3
Cybersecurity		3	4	3		10
Data Science		3	6	4		13
East Asian Studies	1	1				2
Economics	1	3	2	2		8
Education	7	6	4	7		24
Electrical Engineering				1		1
English		1	1	1		3
Fine Arts	12	23	37	43	1	116
French	2	5		1		8
German	8	6	3			17
Health Education		1		1		2
Intelligence and Homeland Secu	2	1	6	4		13
Intelligence and Security Stu		1		2		3
Leadership Studies		3	2	1		6
Mathematics Applied		2		3		5
Mathematics Applied Stats		4	6	4		14
Mech Eng Mechatronics Track	1					1

South Carolina Corps of Cadets: Enrollment by Minor

Minor	1st Year Cadet	2nd Year Cadet	3rd Year Cadet	4th Year Cadet	5th Year Cadet	Total of Minor
Molecular Biol and Biochem Biol	1		1			2
Molecular Biol and Biochem Chem		1				1
Philosophy		2		1		3
Poli Sci Intl and Mlty Affairs		1	3	1		5
Poli Sci Law and Legal Studies	3		1	1		5
Psychology		2	6	10		18
Southern Studies			2			2
Spanish	20	15	10	5		50
Sport Coaching	2		1	1		4
Sport Management		3	1			4
Sustainability and Environ Stu			1			1
War Studies		3	1			4
Total	70	111	133	126	1	441

South Carolina Corps of Cadets: Enrollment by State at Time of Admission

State	1st Year Cadet	2nd Year Cadet	3rd Year Cadet	4th Year Cadet	5th Year Cadet	Total of State
Alabama	4	3	6	3		16
Arizona	4	2	3			9
Arkansas		1	1	3		5
California	8	10	9	5		32
Colorado	2	7	4			13
Connecticut	4	1	3	2		10
Delaware	2	4	2	2		10
Florida	34	24	16	19		93
Georgia	35	29	25	13	1	103
Guam	1	1				2
Hawaii			3			3
Idaho	1		1			2
Illinois	10	5	2	5		22
Indiana	3	6	4	1		14
Iowa	2		2			4
Kansas		6				6
Kentucky	2	5	6	3		16
Louisiana		2	3	4		9
Maine		2				2
Maryland	12	8	6	7		33
Massachusetts	4	4	4	3		15
Michigan	2	4	2			8
Military Europe	2	1		1		4
Military Pacific	3			2		5
Minnesota		1				1
Mississippi	1	2		3		6
Missouri	4	3				7
Montana		3				3
Nebraska			1	1		2
Nevada	2			1		3
New Hampshire	3		3			6
New Jersey	11	14	3	4		32
New York	7	15	16	14		52
North Carolina	41	37	30	28		136
Ohio	9	8	9	7		33
Oklahoma	1		1	2		4
Oregon	2	1				3
Pennsylvania	11	8	14	9		42
Rhode Island	1	1		1		3
South Carolina	332	300	259	218	4	1113
South Dakota	1					1
Tennessee	10	9	6	8		33
Texas	29	18	7	9		63
Unknown	6	14	14	6		40

South Carolina Corps of Cadets: Enrollment by State at Time of Admission

State	1st Year Cadet	2nd Year Cadet	3rd Year Cadet	4th Year Cadet	5th Year Cadet	Total of State
Virginia	22	12	15	16		65
Washington	4	3	4	4		15
West Virginia	1			1		2
Wisconsin	2		1			3
Total	635	574	485	405	5	2104

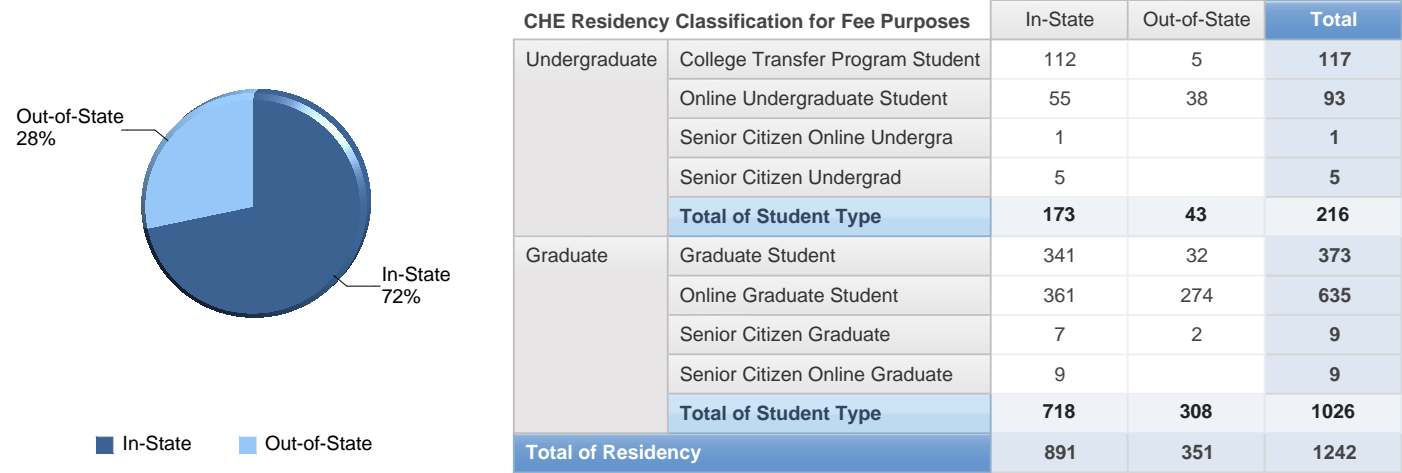
South Carolina Corps of Cadets: Enrollment by South Carolina County at Time of Admission

SC County	1st Year Cadet	2nd Year Cadet	3rd Year Cadet	4th Year Cadet	5th Year Cadet	Total of County
Abbeville	2		1			3
Aiken	11	3	3	2		19
Anderson	9	10	9	5	1	34
Bamberg			1			1
Beaufort	19	17	9	10	1	56
Berkeley	26	21	22	11		80
Calhoun	2			2		4
Charleston	52	43	36	32		163
Cherokee		2	2			4
Chester	1	1				2
Chesterfield	1		1	1		3
Clarendon	1	2	1			4
Colleton	1	3				4
Darlington	6	2	3	5		16
Dillon	1	2	1	3		7
Dorchester	14	12	14	7		47
Edgefield	2					2
Fairfield	2	3	1			6
Florence	10	7	12	10		39
Georgetown	4	2	3	1		10
Greenville	35	28	29	31		123
Greenwood	5	2	3	2		12
Hampton	1	1		1		3
Horry	13	13	8	4		38
Kershaw	4	3	1	3		11
Lancaster		2		2		4
Laurens		1	2			3
Lee	2	1				3
Lexington	20	29	25	10	1	85
Marion	3	1	1			5
Marlboro		1				1
Newberry	1	6	1			8
Oconee		1	2	1		4
Orangeburg	5	4	4	4		17
Pickens	6	3	7	3		19
Richland	30	34	17	32		113
Saluda	1					1
Spartanburg	9	7	18	14		48
Sumter	12	9	2	13	1	37
Union		1	1			2
Williamsburg	2	2				4
York	19	21	19	9		68
Total	332	300	259	218	4	1113

South Carolina Corps of Cadets: Enrollment by Country of Citizenship for International Students

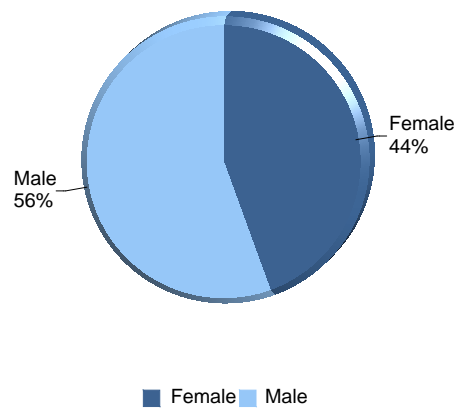
Country	1st Year Cadet	2nd Year Cadet	3rd Year Cadet	4th Year Cadet	Total of Country
BAHRAIN	1				1
CHINA		1			1
GUATEMALA		1			1
QATAR		1			1
SIERRA LEONE		1			1
SOUTH KOREA	1				1
TAIWAN	2	3	3	3	11
THAILAND				1	1
UKRAINE		3			3
Total	4	10	3	4	21

The Citadel Graduate College: Enrollment by Residency



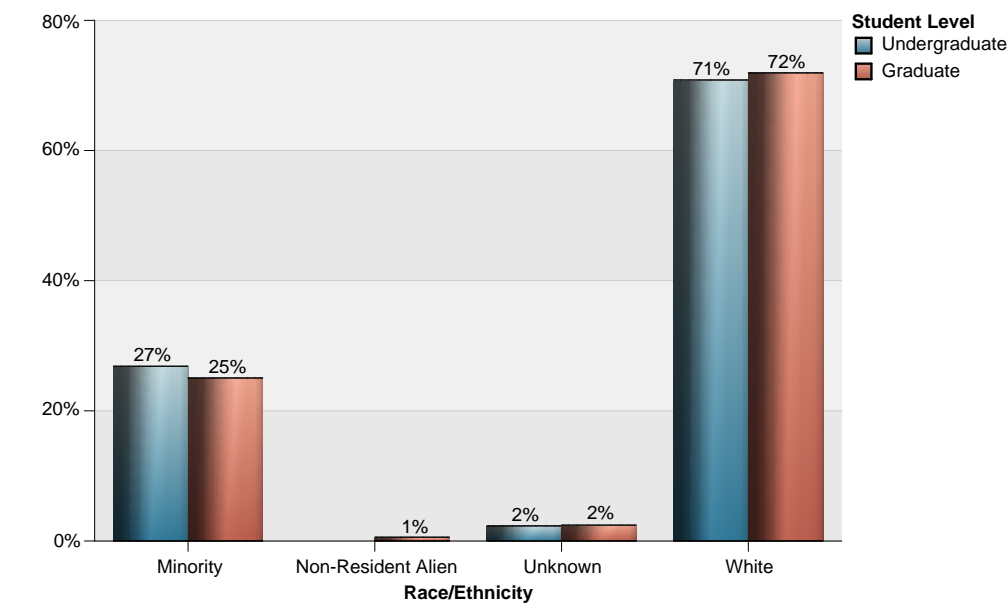
CHE Residency Classification for Fee Purposes				
College Transfer Program Students	In-State	(I) Resident Exception: Covered Individuals Receiving Veterans GI Bill Chapter 30 and 33 Education Benefits		7
		SC Resident		166
	Out-of-State	Non SC Resident		43
	Total			216
Graduate Students	In-State	(A) Resident Exception: Military Personnel and their Dependents		3
		(C) Resident Exception: Full-time Employee and their Dependents		1
		(F) Resident Exception: Scholarships Approved by Boards of Trustees		7
		(I) Resident Exception: Covered Individuals Receiving Veterans GI Bill Chapter 30 and 33 Education Benefits		12
		SC Resident		695
	Out-of-State	Non SC Resident		308
	Total			1026
Total				1242

The Citadel Graduate College: Enrollment by Gender



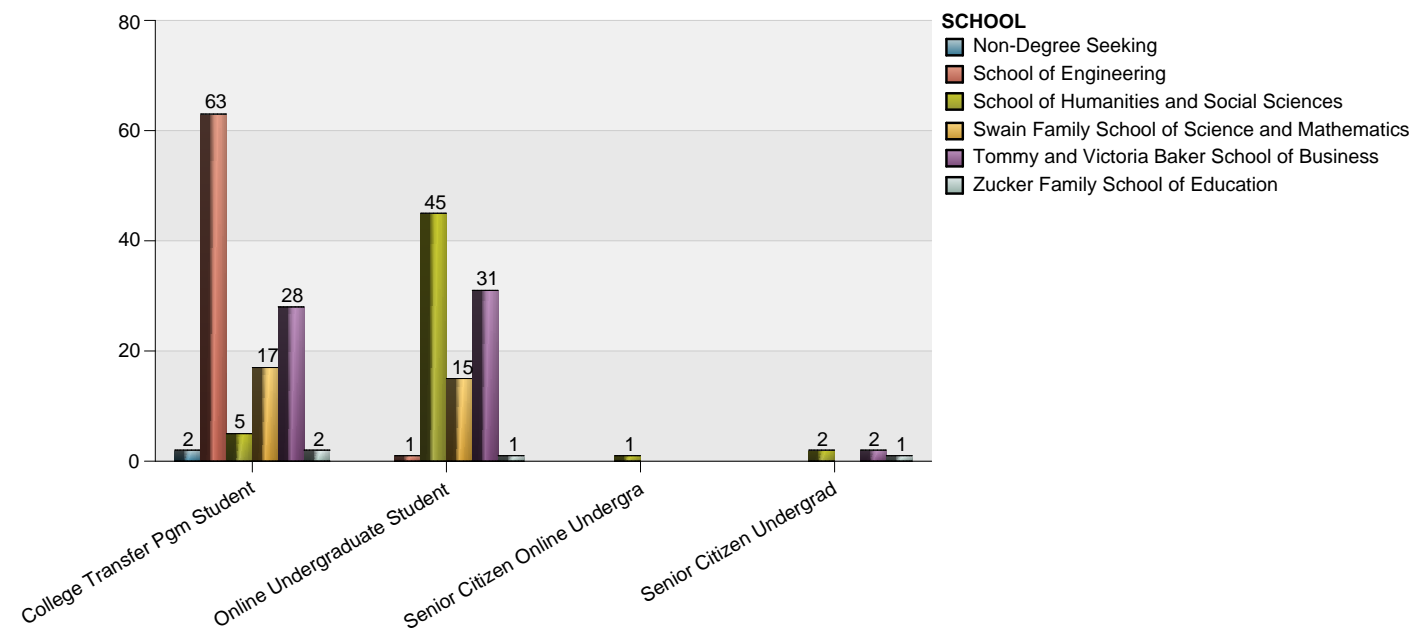
Gender		Female	Male	Total
Undergraduate	College Transfer Program Student	32	85	117
	Online Undergraduate Student	26	67	93
	Senior Citizen Online Undergra		1	1
	Senior Citizen Undergrad	3	2	5
	Total of Student Type	61	155	216
Graduate	Graduate Student	231	142	373
	Online Graduate Student	253	382	635
	Senior Citizen Graduate	4	5	9
	Senior Citizen Online Graduate	3	6	9
	Total of Student Type	491	535	1026
Total of Gender		552	690	1242

The Citadel Graduate College: Enrollment by Race/Ethnicity



Race/Ethnicity		American Indian or Alaskan Native	Asian	Black or African American	Hispanic	More Than 1 Race	Native Hawaiian or Pacific Islander	Non-Resident Alien	Unknown	White	Total
Undergraduate	College Transfer Program Student		2	13	11	2			3	86	117
	Online Undergraduate Student			8	17	3			2	63	93
	Senior Citizen Online Undergra				1						1
	Senior Citizen Undergrad			1						4	5
	Total of Student Type		2	22	29	5			5	153	216
Graduate	Graduate Student		5	58	25	19	2	3	5	256	373
	Online Graduate Student	2	23	71	31	18	1	2	19	468	635
	Senior Citizen Graduate			2						7	9
	Senior Citizen Online Graduate							1	1	7	9
	Total of Student Type	2	28	131	56	37	3	6	25	738	1026
Total of Race/Ethnicity		2	30	153	85	42	3	6	30	891	1242

The Citadel Graduate College: Enrollment by Degree Program
Undergraduate Students



Degree Major (1st Concentration, 2nd Concentration)	College Transfer Program Student	Online Undergraduate Student	Senior Citizen Online Undergra	Senior Citizen Undergrad	Total
BA Criminal Justice	1	19	1	2	23
BA Intelligence and Security Stu		3			3
BA Intelligence and Security Stu (General Intelligence)		22			22
BA Intelligence and Security Stu (Military Intelligence)		1			1
BA Political Science	4				4
BS Secondary Education (Education Social Studies)	2	1		1	4
BS Strength and Conditioning		8			8
BS Tac Strength and Conditioning		7			7
BSBA Business Administration	28	31		2	61
BSCE Civil Engineering	19				19
BSCMPE Computer Engineering	3				3
BSCONE Construction Engineering	2				2
BSEE Electrical Engineering	25	1			26
BSME Mechanical Engineering	14				14
BSN Nursing	17				17
NDG Undeclared Undergraduate	2				2
Total	117	93	1	5	216

The Citadel Graduate College: Enrollment by Secondary Program
Undergraduate Students

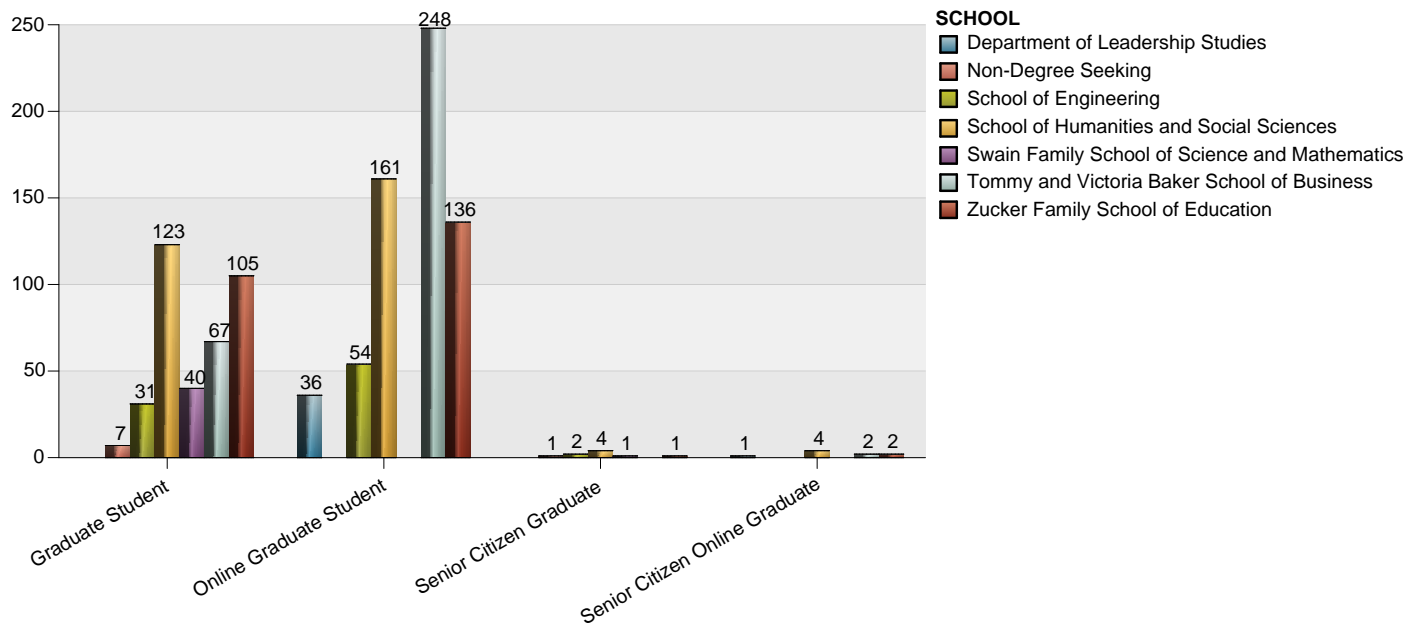
Degree Major (1st Concentration, 2nd Concentration)	Evening Undergrad Student	Online Undergraduate Student	Total
BA Intelligence and Security Stu		2	2
BA Intelligence and Security Stu (General Intelligence)		1	1
BSCMPE Computer Engineering	1		1
Total	1	3	4

The Citadel Graduate College: Enrollment by Minor
Undergraduate Students

Minor	Evening Undergrad Student	Senior Citizen Undergrad	Total of Minor
Computer Science	1		1
Fine Arts	1	1	2
Total	2	1	3

The Citadel Graduate College: Enrollment by Degree Program

Graduate Students

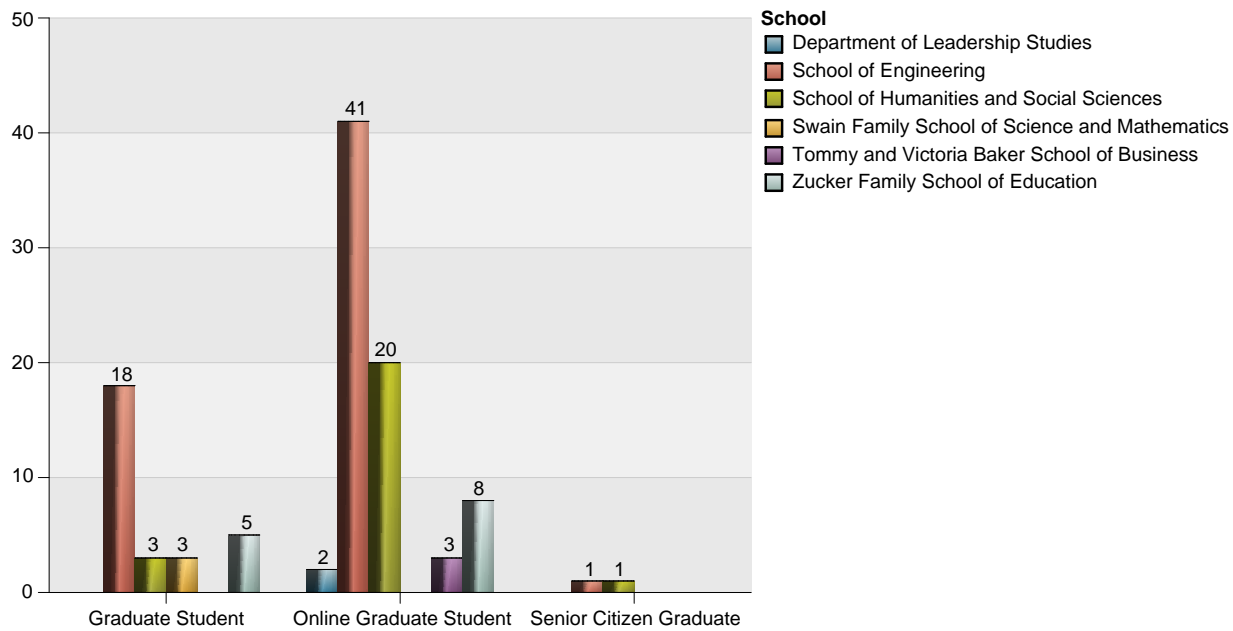


Degree Major (1st Concentration, 2nd Concentration)	Graduate Student	Online Graduate Student	Senior Citizen Graduate	Senior Citizen Online Graduate	Total
CERT Higher Education Leadership		2			2
CERT Intelligence Analysis	1	9			10
CERT Leadership		11			11
CERT Literacy Education	1		1		2
CERT Military Leadership		2			2
CERT Student Affairs		2			2
CERT Tech Project Mgmt	1	2			3
EDS Educational Ldrshp School Supt	4	9			13
EDS School Psychology	33				33
MA Biology	3				3
MA English	3				3
MA History	1				1
MA Intelligence and Security Stu		2			2
MA Intelligence and Security Stu (Cybersecurity)	2	2			4
MA Intelligence and Security Stu (Intelligence General)		39			39
MA Intelligence and Security Stu (Leadership)		27	1	1	29
MA Military History		54	3	2	59
MA Poli Sci Intl and Mlty Affairs		10			10
MA Psychology (Clinical Counseling)	80				80
MA Social Science	3	7		1	11
MA Sport Management	16		1		17
MAT Middle Grades (Mathematics Concentration)	1	4			5
MAT Middle Grades (Science Concentration)		2		1	3
MAT Middle Grades (Social Science Concentration)	1				1

The Citadel Graduate College: Enrollment by Degree Program
Graduate Students

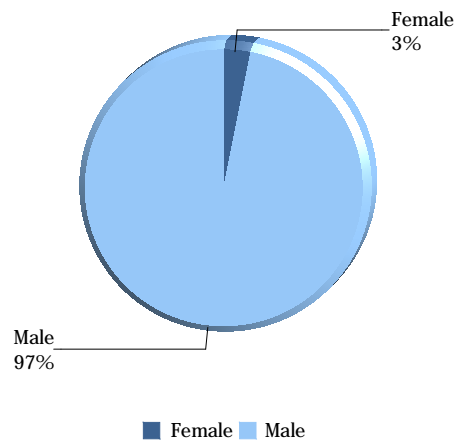
Degree Major (1st Concentration, 2nd Concentration)	Graduate Student	Online Graduate Student	Senior Citizen Graduate	Senior Citizen Online Graduate	Total
MAT Physical Education	4				4
MAT Secondary Education (Education Biology)		1			1
MAT Secondary Education (Education Social Studies)	5	1			6
MBA Business Administration	67	248		2	317
MED Counselor Education (Elementary)	16	8			24
MED Counselor Education (Secondary)	13	17			30
MED Educ Ldrshp School Admin (Elementary Administration)	25	6			31
MED Educ Ldrshp School Admin (Secondary Administration)	29	14		1	44
MED Higher Education Leadership		8			8
MED Interdisciplinary STEM Educ		29			29
MED Literacy Education	6	27			33
MS Civil Engineering	3	18			21
MS Computer and Informa Sciences (Computer and Informa Sciences)	2				2
MS Computer and Informa Sciences (Cybersecurity)	5				5
MS Computer and Informa Sciences (Information Systems)	1				1
MS Computer and Informa Sciences (Software Engineering)	3				3
MS Electrical Engineering	6		1		7
MS Health Exercise Sport Science	5				5
MS Health Exercise Sport Science (Coaching and Ath Performance)	2				2
MS Health Exercise Sport Science (Tac Performance and Resiliency)	3				3
MS Instruct Sys Des & Perf Impro		6			6
MS Leadership		34		1	35
MS Mechanical Engineering	7				7
MS Project Management	14	34	1		49
NDG Undeclared Graduate	7		1		8
Total	373	635	9	9	1026

The Citadel Graduate College: Enrollment by Secondary Program Graduate Students



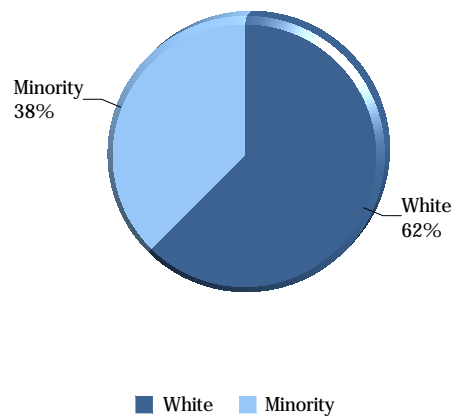
Degree Major (1st Concentration, 2nd Concentration)	Graduate Student	Online Graduate Student	Senior Citizen Graduate	Total
CERT Cybersecurity	2			2
CERT Higher Education Leadership		2		2
CERT Intelligence Analysis	1	6		7
CERT Leadership	2	12	1	15
CERT Literacy Education	3	2		5
CERT Military Leadership		2		2
CERT Structural Engineering		1		1
CERT Student Affairs	2	4		6
CERT Technical Program Management	1			1
CERT Technical Project Management	15	39	1	55
MA Intelligence and Security Stu (Intelligence General)		1		1
MA Military History		1		1
MBA Business Administration		3		3
MS Computer and Informa Sciences (Computer Science Software Eng)	1			1
MS Project Management	2	1		3
Total	29	74	2	105

Active Duty Students: Enrollment by Gender



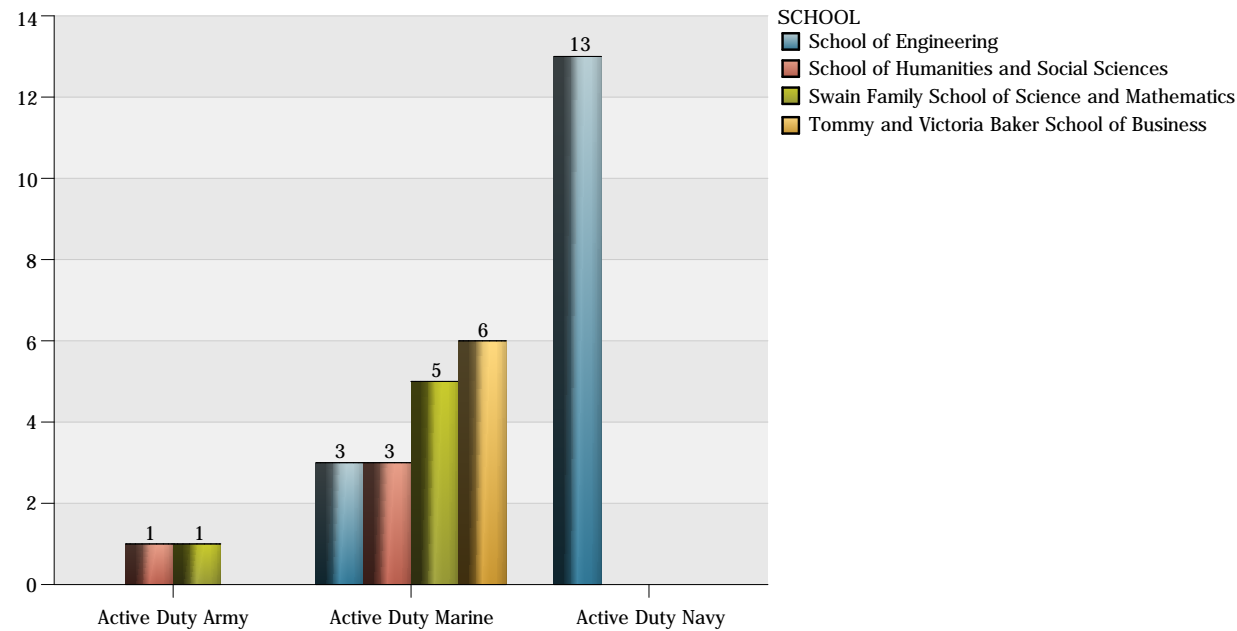
Gender	Female	Male	Total
Active Duty Army		2	2
Active Duty Marine	1	16	17
Active Duty Navy		13	13
Total of Gender	1	31	32

Active Duty Students: Enrollment by Race/Ethnicity



	Black or African American	Hispanic	More Than 1 Race	Native Hawaiian or Pacific Islander	White	Total
Active Duty Army	1	1				2
Active Duty Marine	1	1	2		13	17
Active Duty Navy	1	2	2	1	7	13
Total of Race/Ethnicity	3	4	4	1	20	32

Active Duty Students: Enrollment by Degree Program



Degree Major (1st Concentration, 2nd Concentration)	Active Duty Army	Active Duty Marine	Active Duty Navy	Total
BA English		1		1
BA Intelligence and Security Stu (Chinese Area Studies)		1		1
BA Political Science (Intl and Mlty Affairs)	1			1
BA Psychology		1		1
BS Computer Science		1		1
BS Exercise Science	1	4		5
BSBA Business Administration		1		1
BSBA Finance		3		3
BSBA Management		2		2
BSEE Electrical Engineering		1	5	6
BSME Mechanical Engineering		2	8	10
Total	2	17	13	32

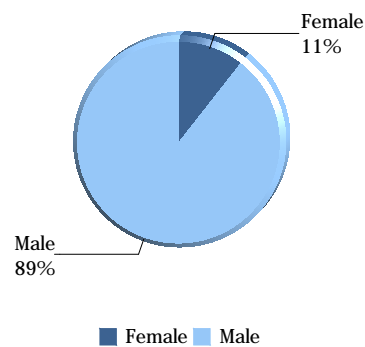
Active Duty Students: Enrollment by Secondary Program

Degree Major (1st Concentration, 2nd Concentration)	Active Duty Marine	Total
BA Modern Language (Spanish)	1	1
Total	1	1

Active Duty Students: Enrollment by Minor

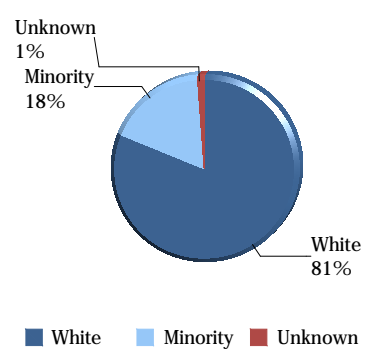
Minor	Active Duty Marine	Active Duty Navy	Total of Minor
Chinese	1		1
Education	1		1
English	1		1
Fine Arts	1		1
Intelligence and Homeland Secu	1		1
Mathematics Applied	1	1	2
Psychology	2		2
Spanish	1		1
War Studies		1	1
Total	9	2	11

Veteran Day Students: Enrollment by Gender



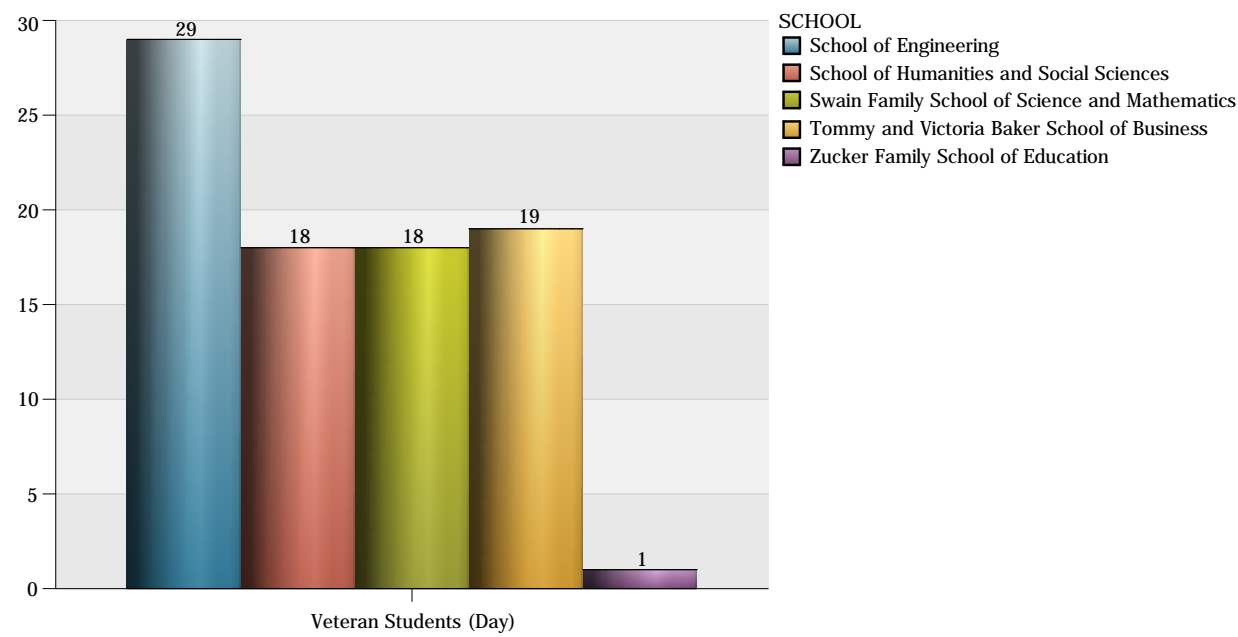
Gender	Female	Male	Total
Veteran Students (Day)	9	76	85
Total of Gender	9	76	85

Veteran Day Students: Enrollment by Race/Ethnicity



Race/Ethnicity	American Indian or Alaskan Native	Asian	Hispanic	More Than 1 Race	Native Hawaiian or Pacific Islander	Unknown	White	Total
Veteran Students (Day)	1	3	8	2	1	1	69	85
Total of Race/Ethnicity	1	3	8	2	1	1	69	85

Veteran Day Students: Enrollment by Degree Program



Degree Major (1st Concentration, 2nd Concentration)	Veteran Students (Day)	Total
BA Chemistry	1	1
BA Criminal Justice	3	3
BA Intelligence and Security Stu	2	2
BA Intelligence and Security Stu (Counterterrorism)	3	3
BA Intelligence and Security Stu (General Intelligence)	4	4
BA Intelligence and Security Stu (Military Intelligence)	2	2
BA Political Science (Intl and Mlty Affairs)	1	1
BA Psychology	3	3
BS Computer Science	5	5
BS Computer Science (Computer Information Systems)	1	1
BS Cyber Operations	2	2
BS Exercise Science	6	6
BS Physical Education (Health and Wellness)	1	1
BS Physical Education (Pre Physical Educ Teaching)	1	1
BS Physics	1	1
BS Secondary Education (Education Social Studies)	1	1
BSBA Accounting	2	2
BSBA Business Administration	3	3
BSBA Finance	1	1
BSBA Management	5	5
BSBA Marketing & Business Dev	7	7
BSBA Supply Chain Management	1	1
BSCE Civil Engineering	5	5
BSCMPE Computer Engineering	1	1
BSCONE Construction Engineering	1	1
BSEE Electrical Engineering	12	12

Veteran Day Students: Enrollment by Degree Program

Degree Major (1st Concentration, 2nd Concentration)	Veteran Students (Day)	Total
BSME Mechanical Engineering	10	10
Total	85	85

Veteran Day Students: Enrollment by Secondary Program

Degree Major (1st Concentration, 2nd Concentration)	Veteran Students (Day)	Total
BA Modern Language (Spanish)	1	1
BA Political Science (American Govt)	1	1
BA Political Science (Intl and Mlty Affairs)	1	1
MS Mechanical Engineering	1	1
Total	4	4

Veteran Day Students: Enrollment by Minor

Minor	Veteran Students (Day)	Total of Minor
Aerospace Science	1	1
Chemistry	1	1
Computer Science	1	1
Cybersecurity	2	2
English	1	1
German	1	1
Molecular Biol and Biochem	1	1
Psychology	1	1
Spanish	1	1
Total	10	10