

## ANNEX H- Dress Gray

### A. Dress Gray


**1. Authorization for Wear:** The Dress Gray uniform is authorized for seasonal wear by all members of the Corps of Cadets. The dress gray uniform is intended for wear during periods of duty requiring a more formal uniform (parades, inspections, and ceremonies), during periods of approved leave and other functions as directed by The Commandant. The appropriate uniform combination will be worn based on weather conditions, duties, and formality of occasion.

**2. Fit:**

- i. High Rise Wool Trousers are to be fitted and worn with the lower edge of the waistband at the bottom edge of the rib cage, plus or minus  $\frac{1}{2}$  inch. They are worn with suspenders and when properly worn the suspenders do not show.
- ii. Knee-length Skirts— skirt length will not be more than one inch above or two inches below the crease in the back of the knee.
- iii. The length of the coat will be even with the bottom of the wearer's buttocks.

**3. Composition:**

- i. Gray dress blouse—wool.
  - a. The blouse collar will be properly fastened at all times.
  - b. The zipper will be completely closed and the lower eyehook fastened. Cadets may unhook the lower eyehook and unzip the zipper when seated.
- ii. Gray high-rise trousers—wool, with black braid, worn with suspenders.
  - a. Gray uniform skirt may be worn by female cadets for approved leave, chapel or dances.
- iii. Black web belt, with brass tips; belt buckle, solid brass.
- iv. White crew neck undershirt.
- v. Black oxford shoes, with black socks.
  - a. Female cadets may wear plain black military pumps (without straps or buckles) with  $1\frac{1}{2}$  inch heel, with neutral or off-black panty hose when wearing the gray uniform skirt.
- vi. Headgear— Black Service Cap: The service cap is worn straight on the head so that the braid hatband on the service cap creates a straight line around the head, parallel to the ground. Such positioning automatically positions the visor correctly, so that it does not interfere with vision or ride up on the forehead. Personnel will not alter the shape of the service cap in any manner to include the visor.
  - a. The black service cap should be brushed regularly to remove dirt and lint.
  - b. Rain cap cover will be worn during inclement weather.
  - c. Insignia: Authorized Citadel shield will be worn on black dress cap. Cap insignia will not be blitzed to remove any part of the insignia.




Black Service Cap

- vii. White collar.
    - a. White collar will be clean and starched and affixed to the collar with 1/8th of an inch showing above the top of the blouse collar. The collar must overlap but not more than ½ inch in front.
  - viii. White sleeve cuffs, with cuff links.
    - a. White cuffs will be clean and starched and affixed to the sleeves by T-pins or safety pins with ¼ inch showing and will be clasped with Citadel cuff links.
  - ix. Wool sash—red or blue.
    - a. Red sash is the badge of cadet rank for cadet officers and those NCOs authorized to carry the sword.
    - b. Blue sash is the badge for Presidential Aides and Chapel Ushers.
  - x. Purse—black military style, 8 ½ x 11 inch, with or without strap (Optional-females only)
- 4. Insignia and Accouterments:**
- i. Ribbons are worn centered on the wearer's left chest in the same position as worn on dress whites. When marksmanship and Dean's List badges are worn together, the space between is 1 inch.
  - ii. Authorized insignia and accouterments:
    - a. Class stripes will be sewn on the dress blouse.
      - i. These insignia represent the cadet's class standing and shall consist of three stripes for cadets that are C4, two stripes for cadets who are C3, and one stripe for cadets who are C2.
    - b. Rank insignia, sleeve subdued.
      - i. Rank chevrons will be properly sewn on the upper or lower sleeves by The Citadel tailor.
    - c. Gold academic stars.
      - i. If authorized, one ¾ inch five pointed gold star will be worn on each side of the collar, centered in the middle of the collar band, one inch back from the front edge of the collar.
    - d. Dean's List badge.
      - i. When worn alone, the Dean's List badge will be centered on the wearer's left chest with the top of the wreath in the same position as with the dress white blouse. The Dean's list badge takes precedence when worn with other badges. It is placed to the wearer's right of these badges.
    - e. R.O.T.C contract/ scholarship badge.

- f. R.O.T.C. distinguished cadet badge.
- g. U.S. Military branch insignia (for seniors who have been assigned branch designations).
- h. Foreign Military contract or scholarship badge.
- i. RECONDO badge.
- j. Special skill identifier badges (basic parachutist, rigger, air assault, etc).
- k. Citadel award or participation ribbons.
- l. U.S. Military award ribbons (not to be worn mixed with Citadel ribbons).
- m. Drill Master Badge

Gold Stars, centered in middle of collar band, one inch back from front edge of the collar

Drill Master Badge placed in Approximately same place as The Pocket on Dress White Uniform



Contract badge 1/8 inch above ribbons, max of three badges stacked 1/8 inch apart

Ribbons worn in same position as Dress whites

Dean's List badge worn in same position as Dress whites if worn alone. Worn 1/8 inch below ribbons

Insignia and Accouterments  
Dress Gray



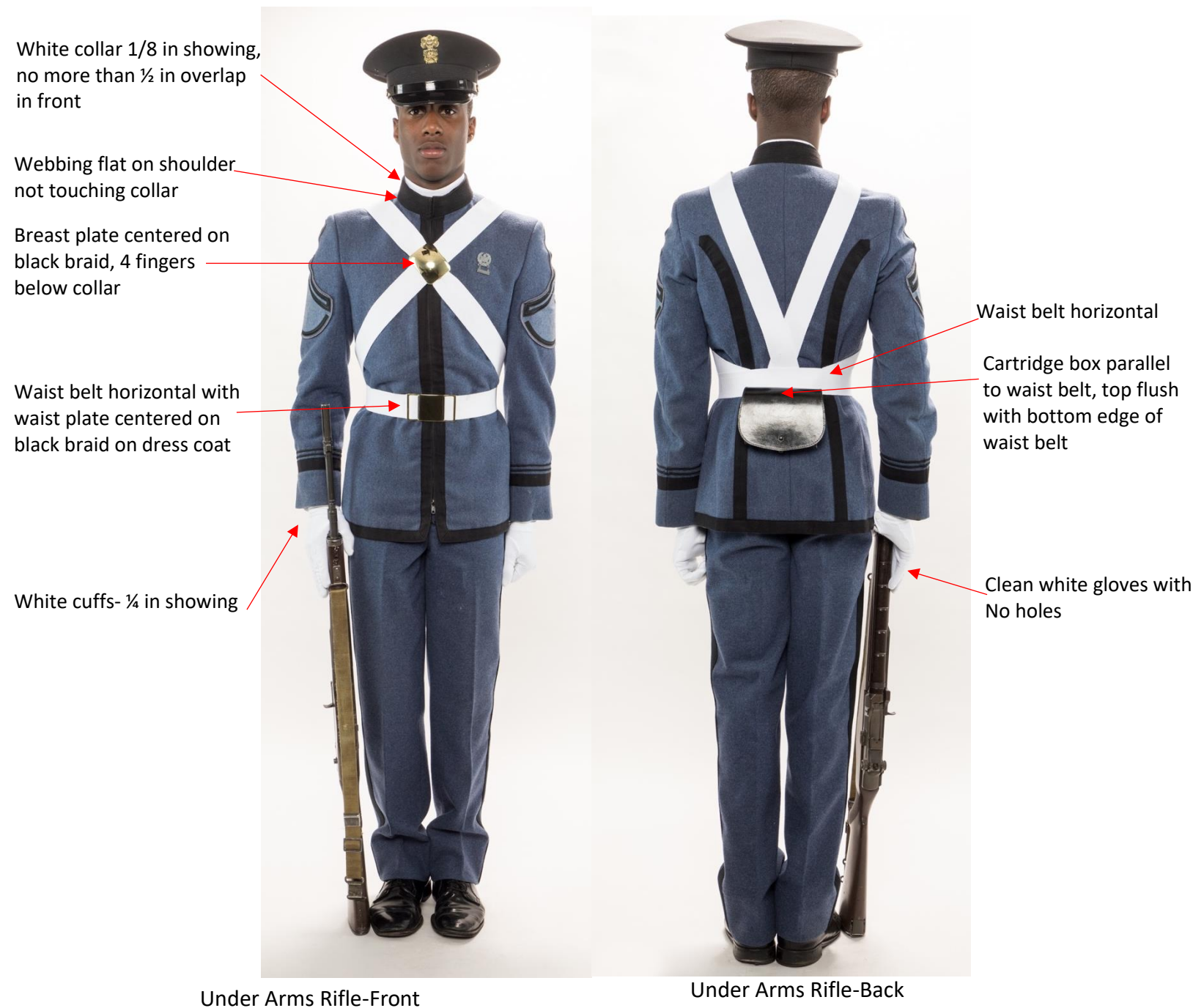
Dress Gray



Dress Gray with Skirt



Under Arms Sword, Dress Gray



**This Page Intentionally Left Blank**