

ANNEX D- Duty

A. Duty

1. Authorization for Wear: The cadet duty uniform is authorized for year-round wear by all members of the Corps of Cadets. The duty uniform, with authorized variations, will be worn on duty, for class and other functions as directed. It is not for off campus wear unless authorized.

2. Fit:

- i. Duty Trousers are to be fitted and worn with the lower edge of the waistband at the tip of the hipbone, plus or minus $\frac{1}{2}$ inch. They are worn with the black web belt. The front crease of the trousers breach the top of the instep and will be cut on a diagonal line to reach the point approximately midway between the top of the heel and the top of the standard shoe in the back. The trousers may have a slight break in the front.
- ii. Shirt stays should be utilized to present a neat appearance. The belt is wrapped around the wearer's waist to the left creating the "gig line" in front with the right side of the buckle aligned with the seam of the uniform shirt and trouser fly seam. The brass tip of the belt should be flush with the end of the buckle where it meets the end of the belt.

3. Composition:

- i. Gray short sleeve shirt.
- ii. White crew neck undershirt.
- iii. Duty trousers- blue-gray with black braid.
 - a. Gray wool trousers will be worn when weather or policy dictates.
- iv. Black web belt, with brass tips; belt buckle, solid brass.
- v. Black Oxford shoes, with black socks.
- vi. Headgear—black garrison cap.
 - a. Proper wear: The garrison cap is worn with the front vertical crease of the cap centered on the forehead in a straight line with the nose, with the front lower portion of the cap approximately 1 inch above the eyebrows (approximately the width of the first two fingers). The cap is placed on the head in such a manner that the front and rear vertical creases and the top edge of the crown form unbroken lines in silhouette, and so the ridge of the cap is parallel to the ground while standing at attention. Personnel will not crush or shape the crown of the cap to form peaks at the top front or top rear of the cap.
 - b. The garrison cap should be brushed regularly to remove dirt and lint.
 - c. Insignia: All cadet officers and NCOs will wear the rank insignia on the left curtain of the garrison cap, centered from top to bottom, parallel to, and one inch back from the forward edge of the cap
 - d. Upper class cadets (1st, 2nd and 3rd class) caps are identified by white piping. 4th class cadets will be plain black in color
 - e. Black or white service cap may be worn in lieu of garrison cap if prescribed.

Cap worn centered on the head
approximately one inch above
eyebrows



Garrison Cap, Lower Class



Garrison Cap, Upper Class



Garrison Cap Belt Placement

4. Insignia and Accouterments:

- i. Maximum number of badges authorized is three to include contract badges. Badges are placed vertically with 1/8 inch between badges.
- ii. Class numeral will be worn on the right collar of the gray duty shirt and company letters or staff numerals on the left collar, centered top to bottom, parallel to and one inch back from front edge of collar.


- iii. Collar rank insignia will be worn on the right collar in lieu of class numerals. Regimental staff wears rank on both collars.

Rank or class numerals worn on right collar, centered top to bottom parallel to and one inch back from front edge of collar



Company or staff numerals worn on left collar, centered top to bottom parallel to and one inch back from front edge of collar


Collar Insignia, Duty Uniform



Collar Rank Insignia-Regimental Staff Duty Uniform. Staff wears rank on both collars

- iv. Authorized insignia and accouterments:
- a. Rank insignia, non-subdued.
 - b. Unit insignia, non-subdued (company / class).
 - c. Headgear insignia, non-subdued.
 - d. Name plate.

- e. R.O.T.C contract/scholarship badge.
- f. R.O.T.C. Distinguished Cadet badge.
- g. U.S. Military branch insignia (for seniors who have been assigned branch designations).
- h. Foreign Military contract or scholarship badge.
- i. Police Corps scholarship badge.
- j. RECONDO badge.
- k. Scales of Justice badge.
- l. Special skill identifier badges (basic parachutist, rigger, air assault, etc).
- m. Presidents 100 Badge
- n. Drill Master Badge



Black slide on shoulder boards
(Cadet Officers)

DMS, DNS, DAFS, Scales of Justice
badges centered and 1/8 in
above right pocket

Branch insignia (1st class cadets-final
Semester) centered 1/8 in above right
Pocket (or DMS)

Name plate centered w/top
of plate flush with right
pocket

Drill Master Badge worn centered
on wearers right pocket

Proper Gig Line

Badges centered and stacked
vertically 1/8 in above pocket. Max is
three with 1/8 in between badges



Insignia and accouterments, Duty

5. Field Jacket

- i. Authorization for Wear: The field jacket is worn only with the duty uniform. The field jacket will be removed and hung on the back of the wearer's chair when dining or sitting in the mess hall, this must be done prior to moving to the food lines. Jacket may be unzipped 1 ½ inches from the top when worn.
- ii. Insignia, Patches, and Accouterments:
 - a. Citadel Seal-Left Sleeve just below shoulder.
 - b. Class Numeral-Right Sleeve just below shoulder. This class numeral will represent the class that a cadet matriculated with, even if they are scheduled to graduate early.
 - c. LEGACY PATCH-Cadets who have an immediate family member (Father, Mother Grandfather, Grandmother, Brother, Sister) who has graduated from The Citadel may wear their family member's class numeral patch under their own class numeral patch on the right sleeve of the field jacket. Only one extra class numeral patch may be worn on the sleeve. The patch must be purchased from the tailor shop.
 - d. Company Tab-Above Citadel seal on left shoulder.
 - e. Name Tag-Right Chest.
 - f. Shoulder Epaulets (for cadet officers).
- iii. **Approved Optional Patches**
 - a. LEFT CHEST: Cadets will choose one (1) of the following patches listed below to wear on their left chest. Patch will be centered 5 ½ inches below shoulder seam.
 - i. Large Block "C" Patch (Varsity Sports).
 - ii. Small Block "C" Patch (Club Sports).
 - iii. Club Patch. Approved list of club patches can be obtained from club coordinator in Cadet Activities.
 - b. RIGHT Chest:
 - i. Varsity and club athletes who choose to wear their respective Block "C" Patch on their left chest may choose one other patch (of the ones listed above) to wear on their right chest. Club Patch. Approved list of club patches can be obtained from club coordinator in Cadet Activities.
 - ii. Drill master patch will be centered 1/8th of an inch above the name tag. Club Patch. Approved list of club patches can be obtained from club coordinator in Cadet Activities.
 - iii. Physical Fitness Excellence Badge as authorized by the Director of the Physical Readiness Program.
 - c. RIGHT SLEEVE ABOVE CLASS NUMERAL:
 - i. Junior Sword Patch.
 - ii. Ranger Challenge Patch.
 - iii. Honors Program Patch.

- d. LEFT SLEEVE- ROTC Patches: Cadets may choose one (1) of the patches listed below to wear under The Citadel Seal on left sleeve:
 - i. Air Force ROTC- Air Force ROTC Patch.
 - ii. Army ROTC- AROTC Palmetto Battalion Patch.
 - iii. Coast Guard- Coast Guard Auxiliary Patch.
 - iv. Navy ROTC – Navy ROTC Patch
 - v. Marine ROTC- Navy ROTC Patch.
- e. Combat veteran soldiers may wear a “Combat Veteran” patch. The “Combat Veteran” patch will be under The Citadel Seal and above the ROTC Patch (if ROTC patch is opted).

Drill Master Badge worn centered above and flush with top of name tag



Field Jacket

This page intentionally left blank