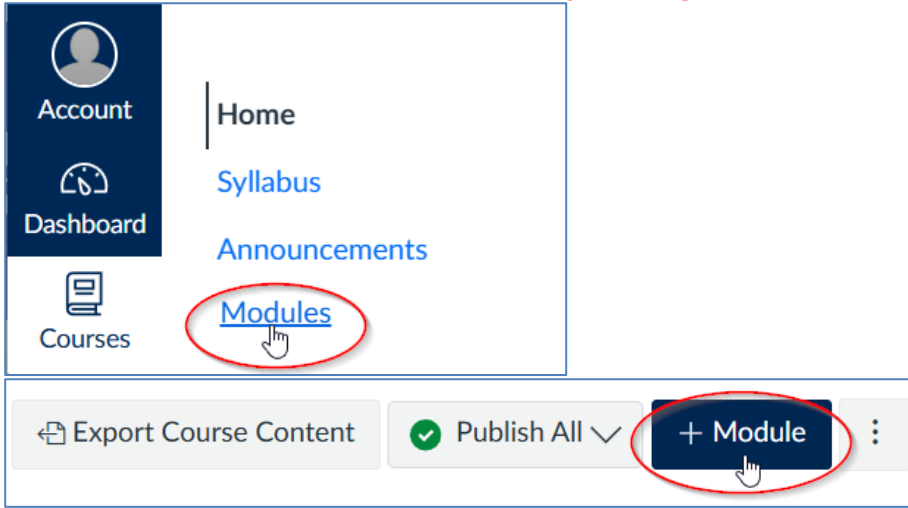


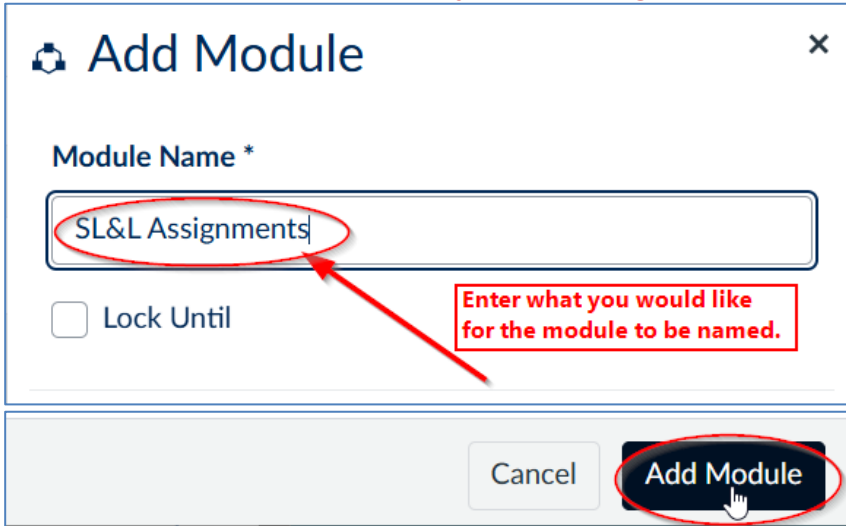
# Deep Linking an SL&L Assignment in Canvas

## Faculty Tip Sheet

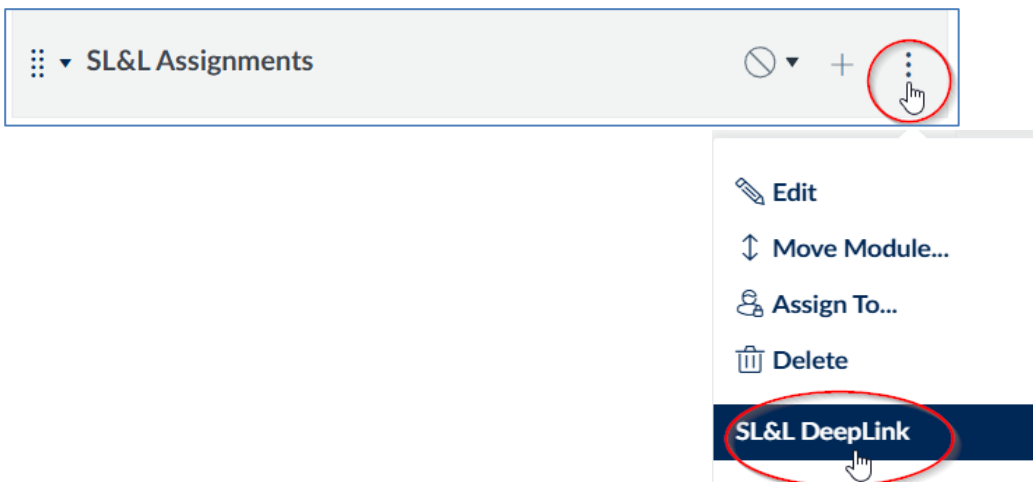
**Step 1: In Canvas, create a new Module by clicking on “Modules” and then “+Module.”**



**Step 2: Enter “Module Name” of your choosing and then click on “Add Module.”**



**Step 3: Go to the newly created module and click on the “Three Vertical Dots” to access the pop-up menu, scroll down and click on “SL&L DeepLink.”**



**Step 4: The SL&L DeepLink window will come up and all activities applicable to your class will be displayed. Use your mouse to select the checkbox for each applicable activity you want linked. Then click on "Add Activities."**

SL&L DeepLink

watermark™ Student Learning & Licensure

**ADD ACTIVITIES**

**Add Activities to your LMS**  
Select the activities that you would like to add to your LMS course. Only published activities that are not already linked to an LMS assignment are available to select.

Search by Activity Title, Course Catalog Code, or Sec

View: Activities from matched sections

ACTIVITY	COURSE	SECTION
<input type="checkbox"/> FSEM 101 A. Crit Think & Intercultural Activity	FSEM101	FSEM10170.202530
<input checked="" type="checkbox"/> <b>1</b> FSEM 101 B1. Critical Thinking Activity	FSEM101	FSEM10170.202530
<input checked="" type="checkbox"/> <b>2</b> FSEM 101 B2. Intercultural Knowledge Activity	FSEM101	FSEM10170.202530

2 Activities selected

**Step 5: The final steps are to edit each one of the activities to ensure that they load in a new window and to change the due date and points if applicable. Click on the "Activity Name" in the module open the window to edit assignment settings. Go to the Submission Type area and use your mouse to select the checkbox for "Load This Tool In A New Tab." You will also likely want to change the due date from the default due date from SL&L. Make sure you click an option to "Save" when done.**

SL&L Assignments

**FSEM 101 B1. Critical Thinking Activity**  
Sep 2 | 100 pts

Edit Assignment Settings

**Submission Type**  
External Tool

External Tool Options  
Enter or find an External Tool URL  
https://sll.watermarkinsights.com/lti/v1p3/g Find

Load This Tool In A New Tab

**Assign To**  
Everyone X Start typing to search...

**Due Date**  
Oct 1, 2025

**Time**  
11:59 PM

Save & Publish Save